



中国建材集团有限公司


社会责任报告



"
" CNBM"

"
" CNBM"



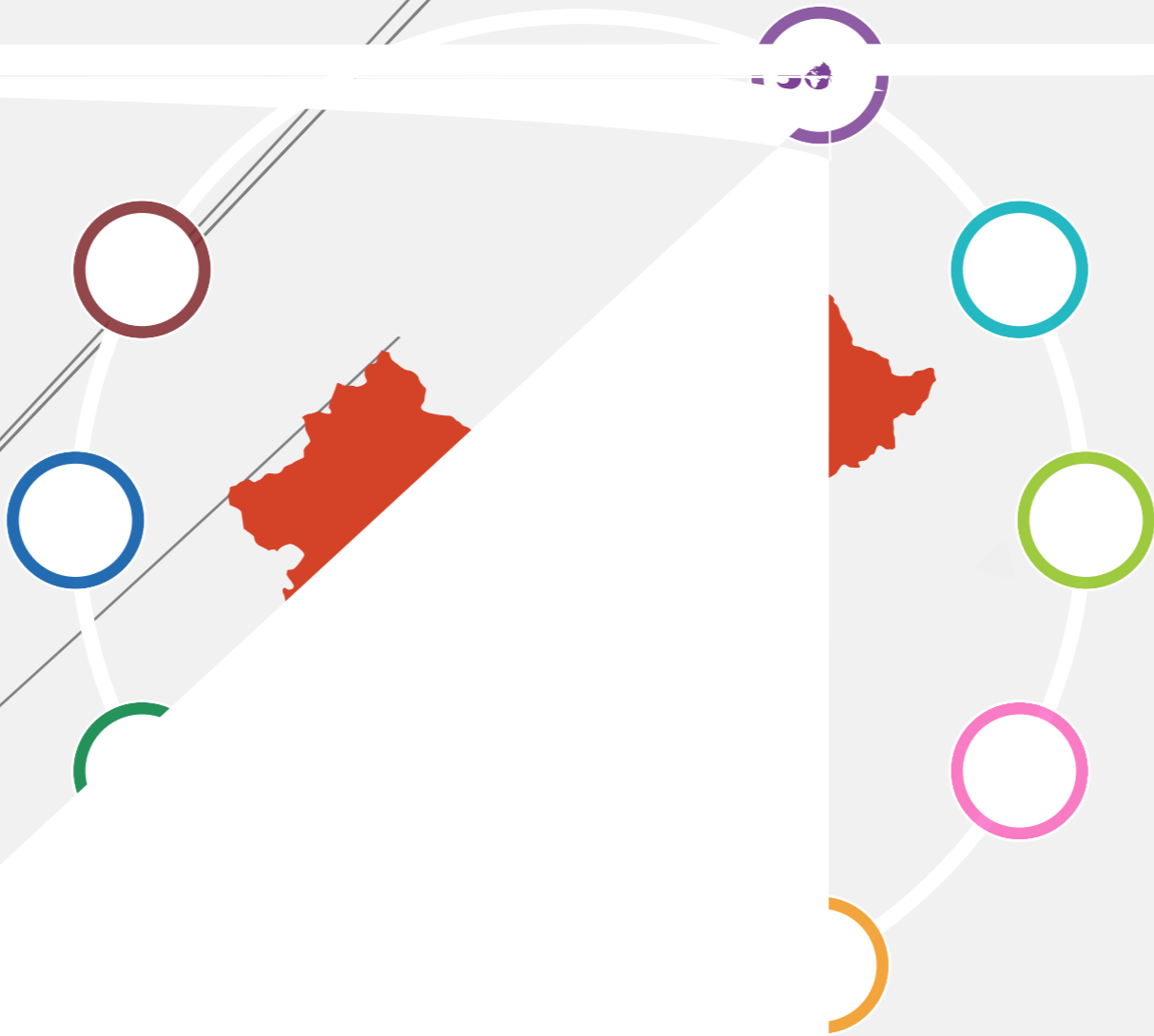


2013	"	"	"	"
"				
		2523		
115				
267				A
2002	"	"		20
	"	"	"	"
"	"			
2013				"
	"	"		
		"		
	"	"		

500 46 500

3644.2 17.9
2522.6 115.1
131.7

1100 6
2 30 120





13

20



4



4.1

1000

0.33mm

4000

ITO
TFT
0.4mm 0.5mm



100

12



54
16.5



10000

1.5

31.5

1.25MW
62

6MW

4000

T700

T700
SYT-45

5500

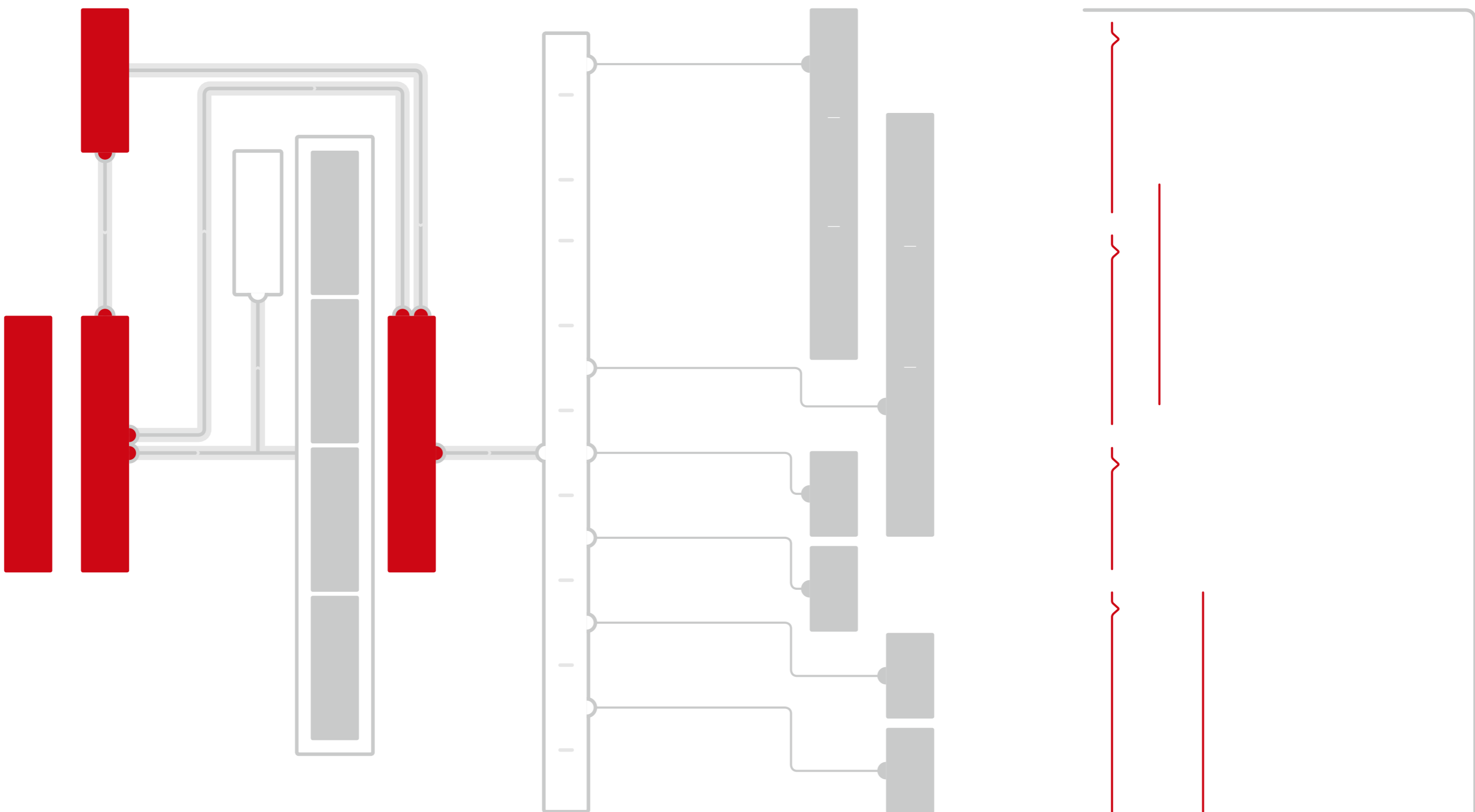
T700


2200

4

10

* 863*






1 2014 4

2 2013 7

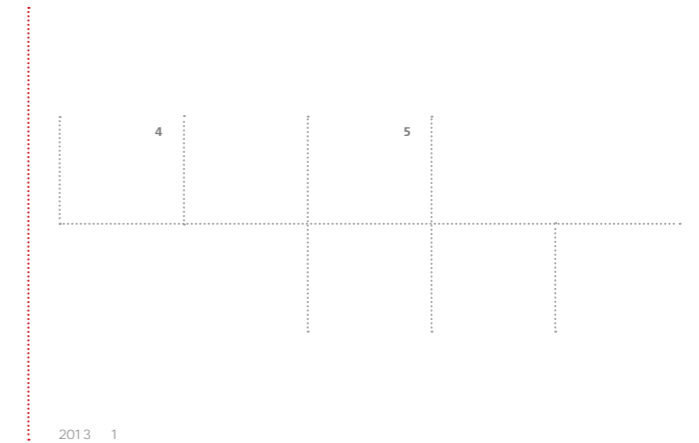
3 2014 4

4 2014 4

5 2014 4



2013 1



2013 1

1

9 20

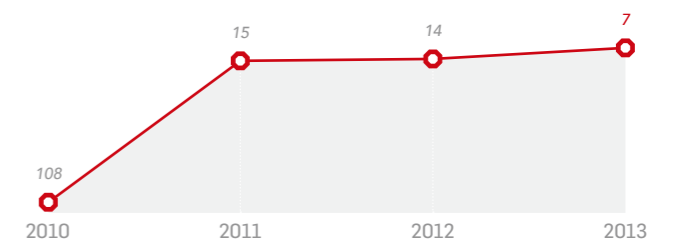
2009

6 27

2010

2010-2013
100

[2010-2013]



2012-2014

500

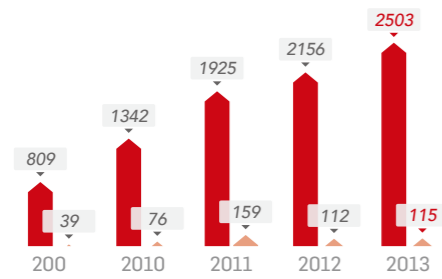
[]



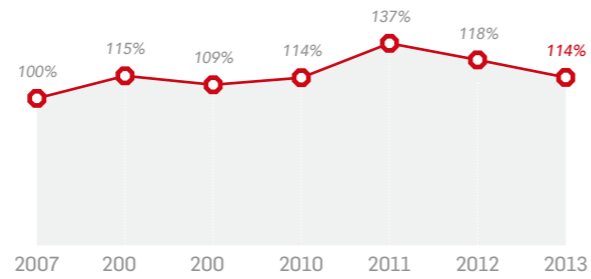
2013

		3323.HK	0.1600	1.0672
		000786.SZ	0.4300	1.5740
		600176.SH	0.1200	0.3657
		600552.SH	0.0650	0.6500
		600876.SH	—	-0.2000
		1108.HK	—	-0.2560
		002066.SZ	—	-0.5858

2009-2013



2007-2013



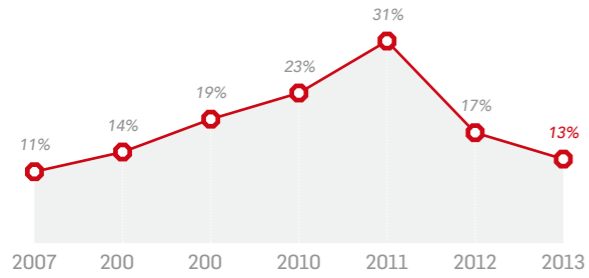
2009-2013

	2009	2010	2011	2012	2013
	90	63	132	152	145
	1	0	2	0	1
	21	17	46	89	54

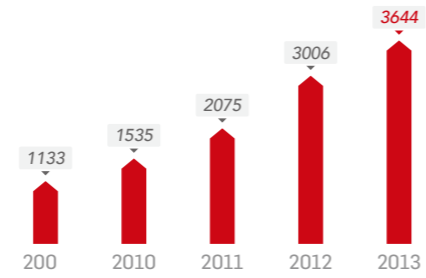
2009-2013

	2009	2010	2011	2012	2013
	100	79	28	22	59
	0	0	1	1	1
	62	30	15	5	8
	38	49	12	16	50

2007-2013



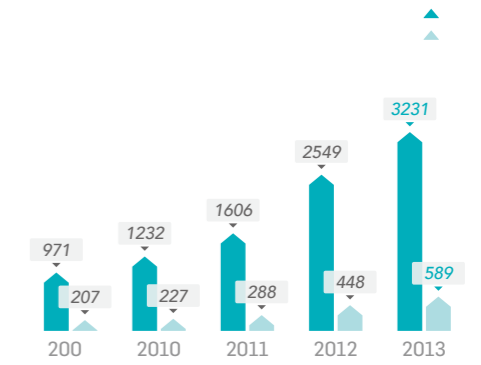
2009-2013



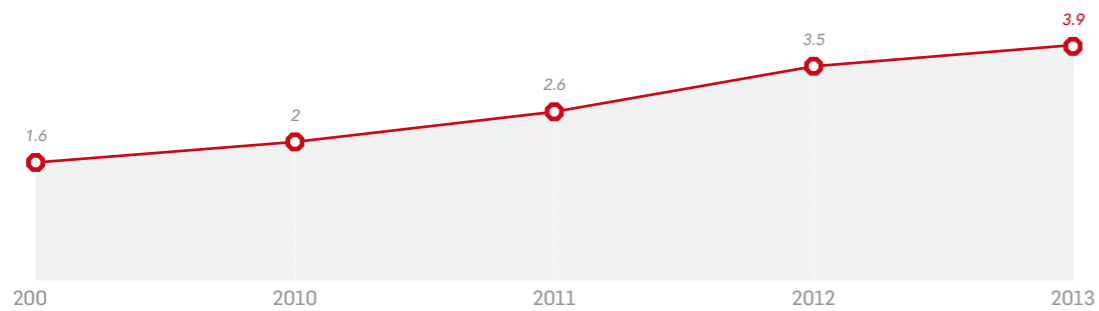
2009-2013

	2009	2010	2011	2012	2013
	430	514	630	766	1262
	144	173	170	228	373
	202	420	487	729	848
	34	54	80	143	128

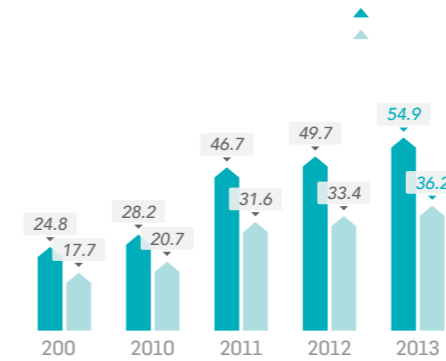
2009-2013



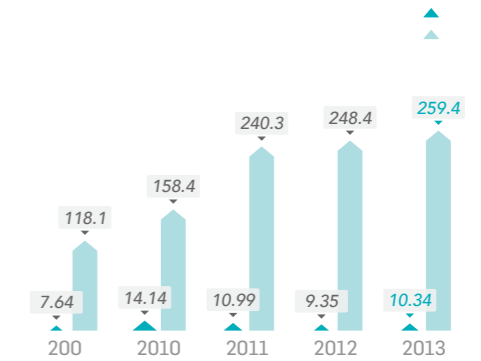
2009-2013



2009-2013



2009-2013



2009-2013



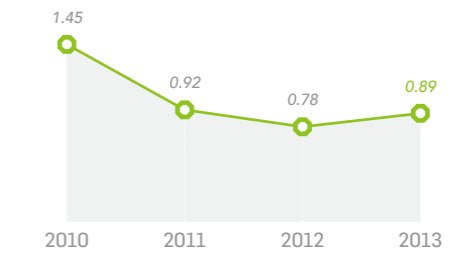
2009-2013



2009-2013



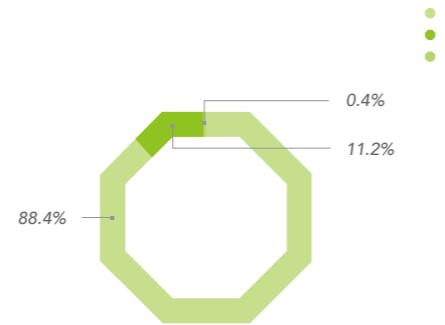
2010-2013



2013

	2866.44
	2467.51
	2579457.41
	28379.6
	48.95

2013



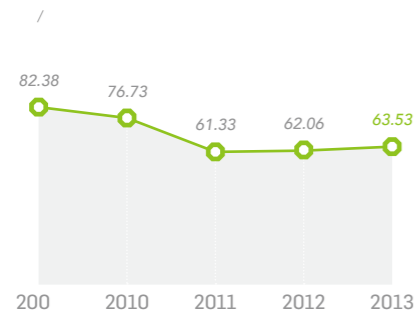
2013

	6191.16
	8.23
	10.32
	101.91
%	99.17

2013

	/	8.02
	/	0.41
	%	96.44
		1606
		60.13

2009-2013



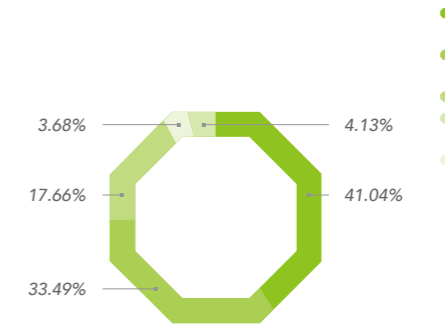
2009-2013



2010-2013



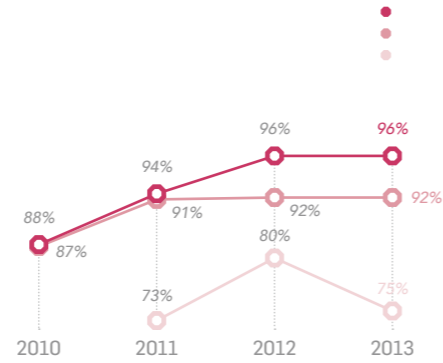
2013



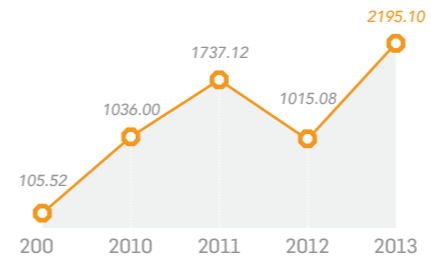
2010-2013

	2010	2011	2012	2013
	112676	126385	165652	179421
	397	594	1190	1234
	1566	3516	2706	3031
	599	1023	1620	1685
	24.0%	11.6%	13.5%	18.1%

2010-2013



2009-2013



2009-2013



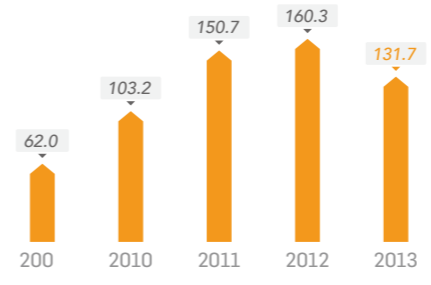
2010-2013

	2010	2011	2012	2013
	38	53	66	67
	12811	13368	20392	21131

2011-2013

	2011	2012	2013
	11975	21028	37491
	108	63	164
	1580	1138	2387

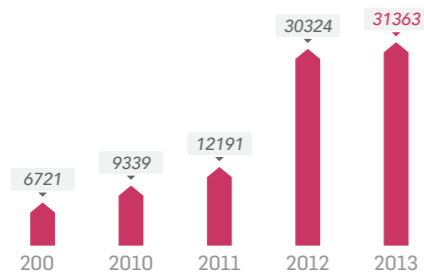
2009-2013



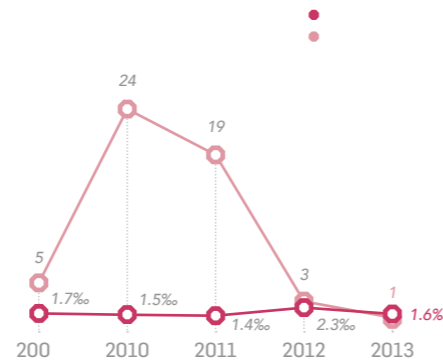
2011-2013

	2011	2012	2013
	21182	15901	16081
	4276	3743	4383
	241	521	158

2009-2013



2009-2013



2012-2013

	2012	2013
	20	18
	136	112
	466	506
	98	119
	17815	36530

2012-2013

	2012	2013
	67	109
	91	145
	3337	4864
	39778	10681



343




2013

100

7

2013

2



189

1157



3

" "

2013
1.8

2013
5068

CSI
CSI

3.0

2013

2

31

2

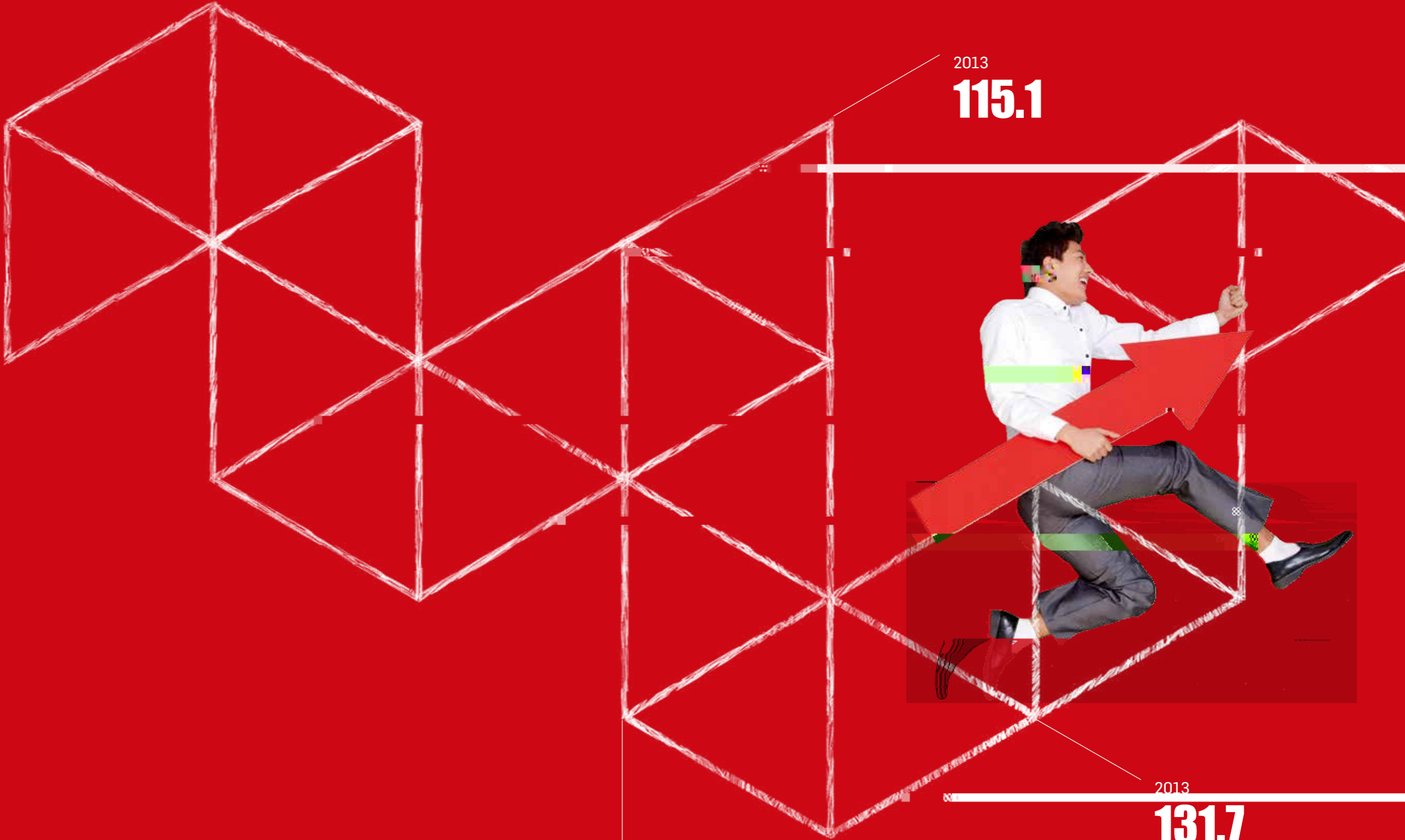
CSI
13

CSI

2000 7

1999





2013
115.1

2013
2522.6

2013
131.7

" "

" "

" "


" "

" "


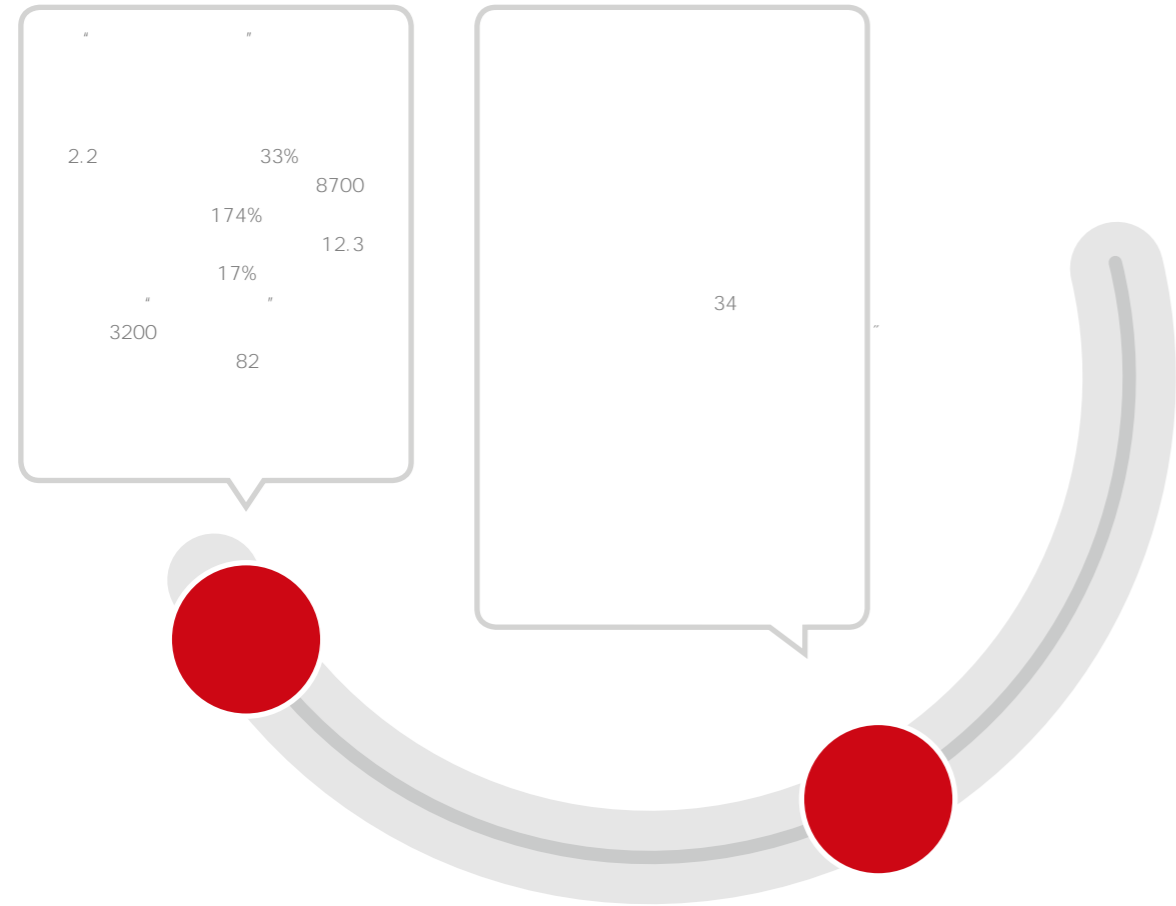
" "


" "

KPI



2013		2013	
	6.3		
	16.3%		
4526	18.2%		
24.2	9.6%		
7.8		2013	12 31
11.2%	11.7		3,644
22.5%		2,523	16%
		115	3%
		88	2%
		132	2013





7 " " 5 "



2013

61.4%

2013

44.3%

2013

1.7

2013

93.2%



2013

6.4

2013

100%



2013

145

2013

3.2

2013

AAA

2013
98.0%

2013
2.2

2013

LOW-E

15


" 2014

2013
1473
2013
2066



2013

54.9



2013

3231

2013

259.4

5
3
1
1

7
1
1



6069
3
41
1
8%
1.4
13959
2013
2013




2013
54.9
5%
36.2
8%

2013
54.9
2013
36.2

2013
1.4
2013
8%





2013
28
 2013
145

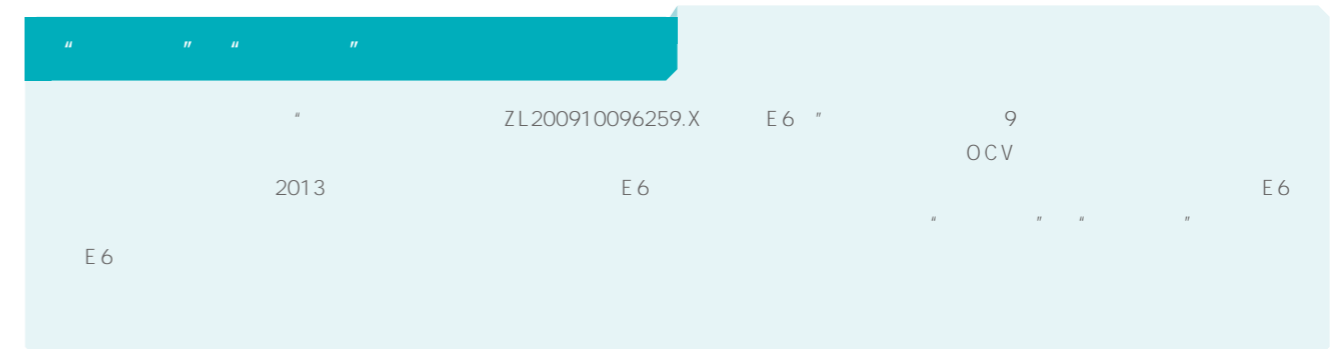
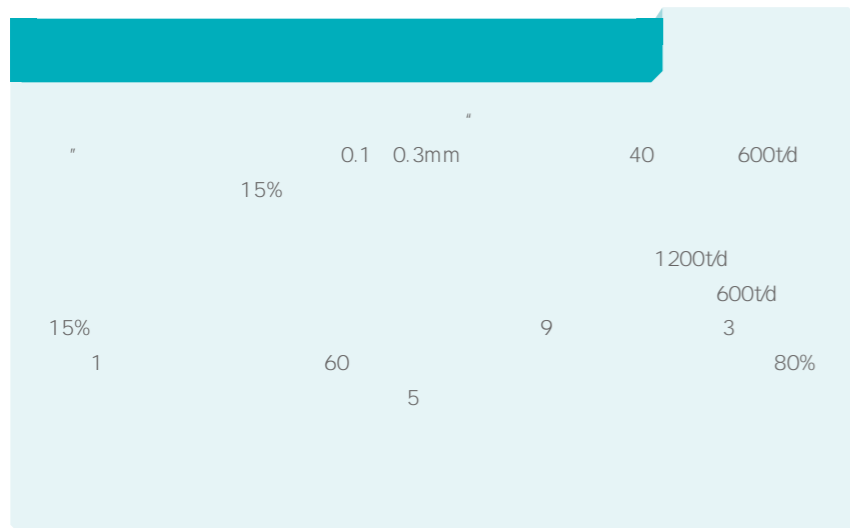
”



2013
 30
 145

/

2013 4
 1262 E6
 373 848
 128
 3231
 589
 E6

2013
848
 2013
4





2013 100

PM2.5

11
11

2013

150

" " " "



1 5 50 7 9 2013
" ISO 17095

2013

2013

7

" ISO

2013

71

13124:2011



CTC CNCA
CNAS
CTC
CTC 55 2013
2014 APEC
620

3 2011 RILEM

2013

622

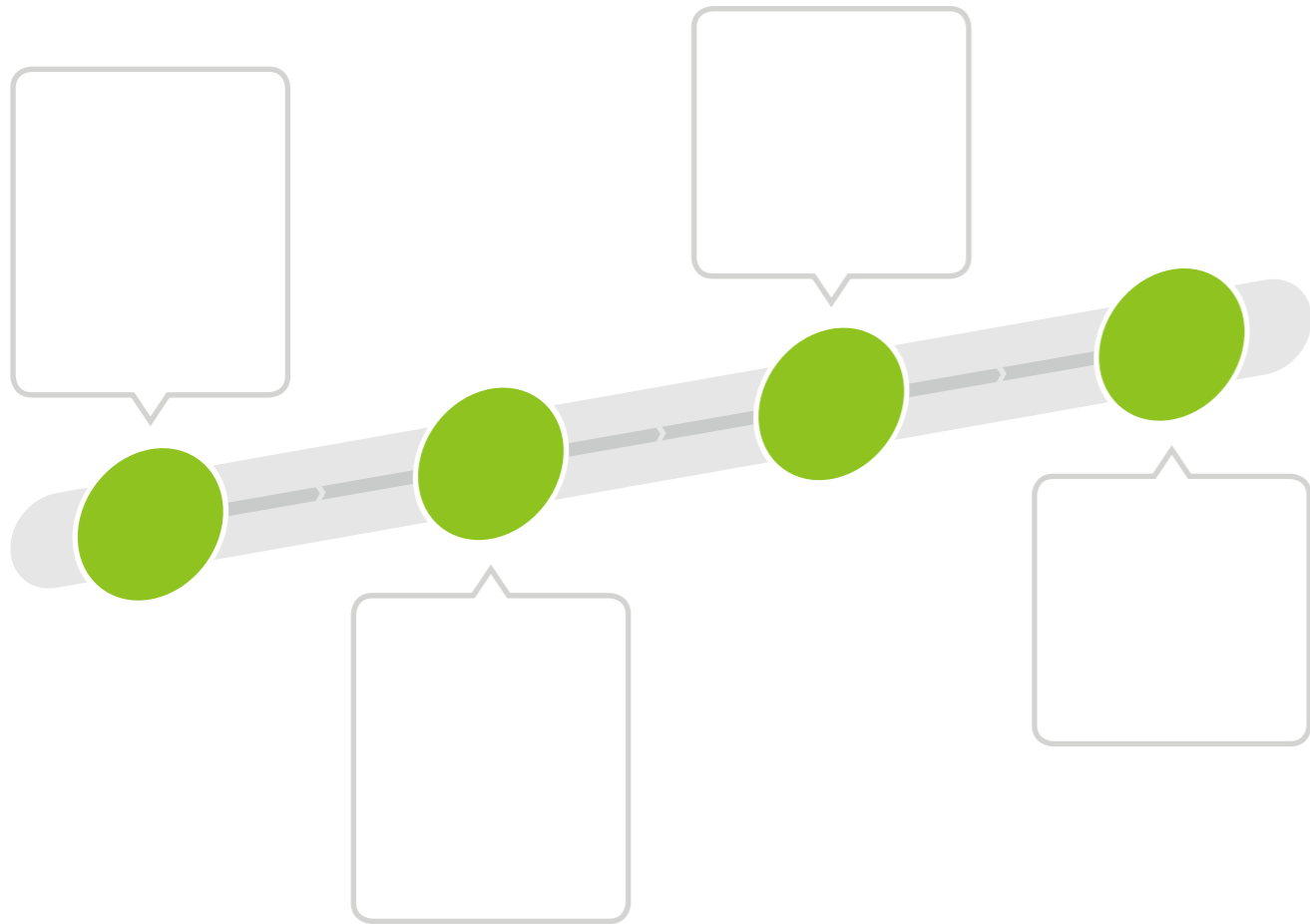
2013
1606 MW

2013
6191.2




2013
14.5

”



" " 214
" " 400



926.4

207

2013
855
2013
44.7%



2013

5.7

2013

70

1

2

3

4

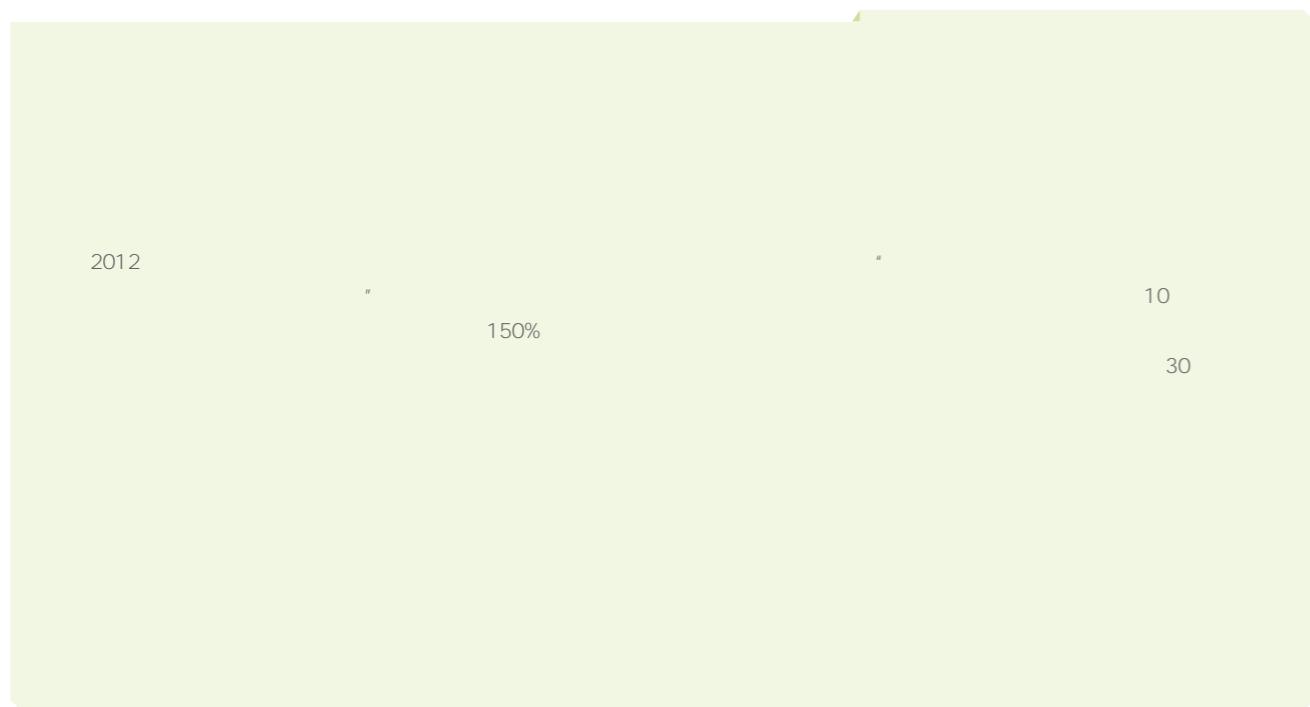
5

6

7

8

9



6
2013
22.1%

6

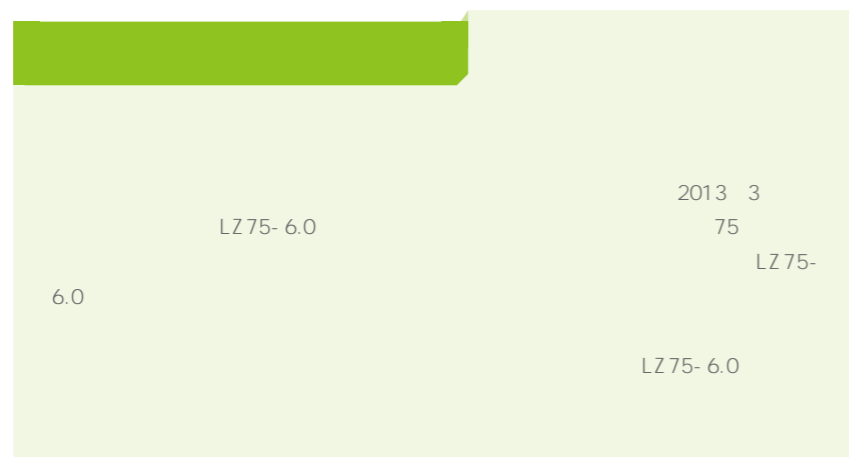


LOW-E

LOW-E



2013
66.4%







2013
17.9



2013
3.1

2013
164.2



2013

2.8:1

2013

35.7%

2013

1.8

2013

90.7%



2013

0

2013

24%

2013

3

2013

14.9

1

2

3

4

5

6

7

8


9

2013

6

2013

2



2013

95.4%

2013

99.4%

2013

1

2013

99

2013

160





2013
1.0
2013
100%

2013
2697
2013
9233

2013
15.2



2013
10.8%
 2013
453





2013

1.1

2195.1



2013

80%

2013

30

2013

63.5

2013 45 / 30

2013
1564
1234
79%

2013 9 8

2.23 8

3 20

800

90%

2013

90.6

69.4%

2013

2

<

6

2013
2195.1

2013
332

2013
3500

4 20 8 2
7.0

" 4 20

" "	
2	8
3700	
"	75
"	
95	9
" 2013 9 8	
"	
"	

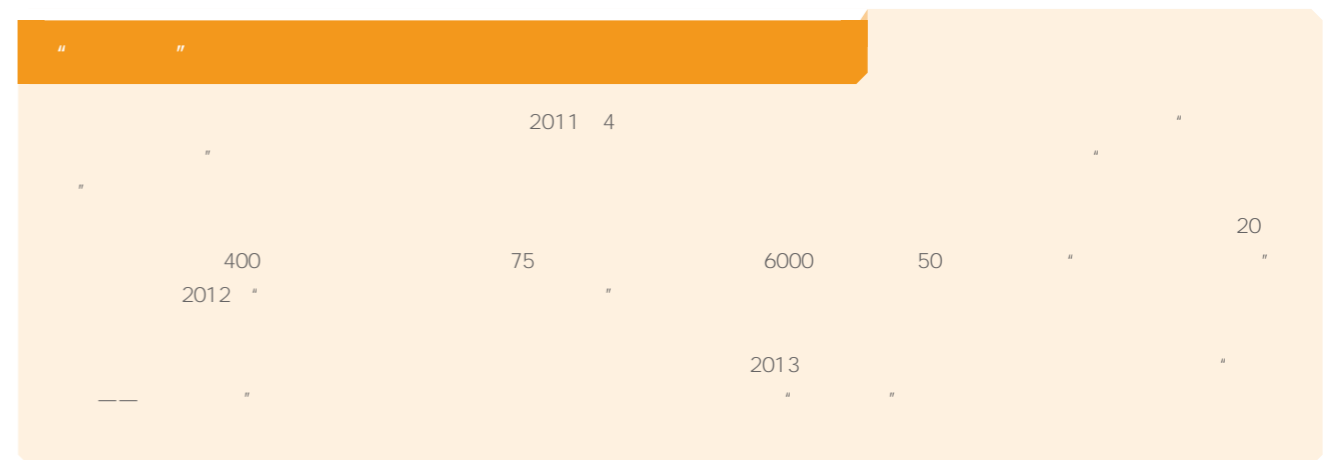


2013
109

2013
144.7

2013
1.1

2013
4864







www.cnbm.com.cn	
1.	2013
2.	2013
3.	2014
4.	
/	
/	
E-mail	

