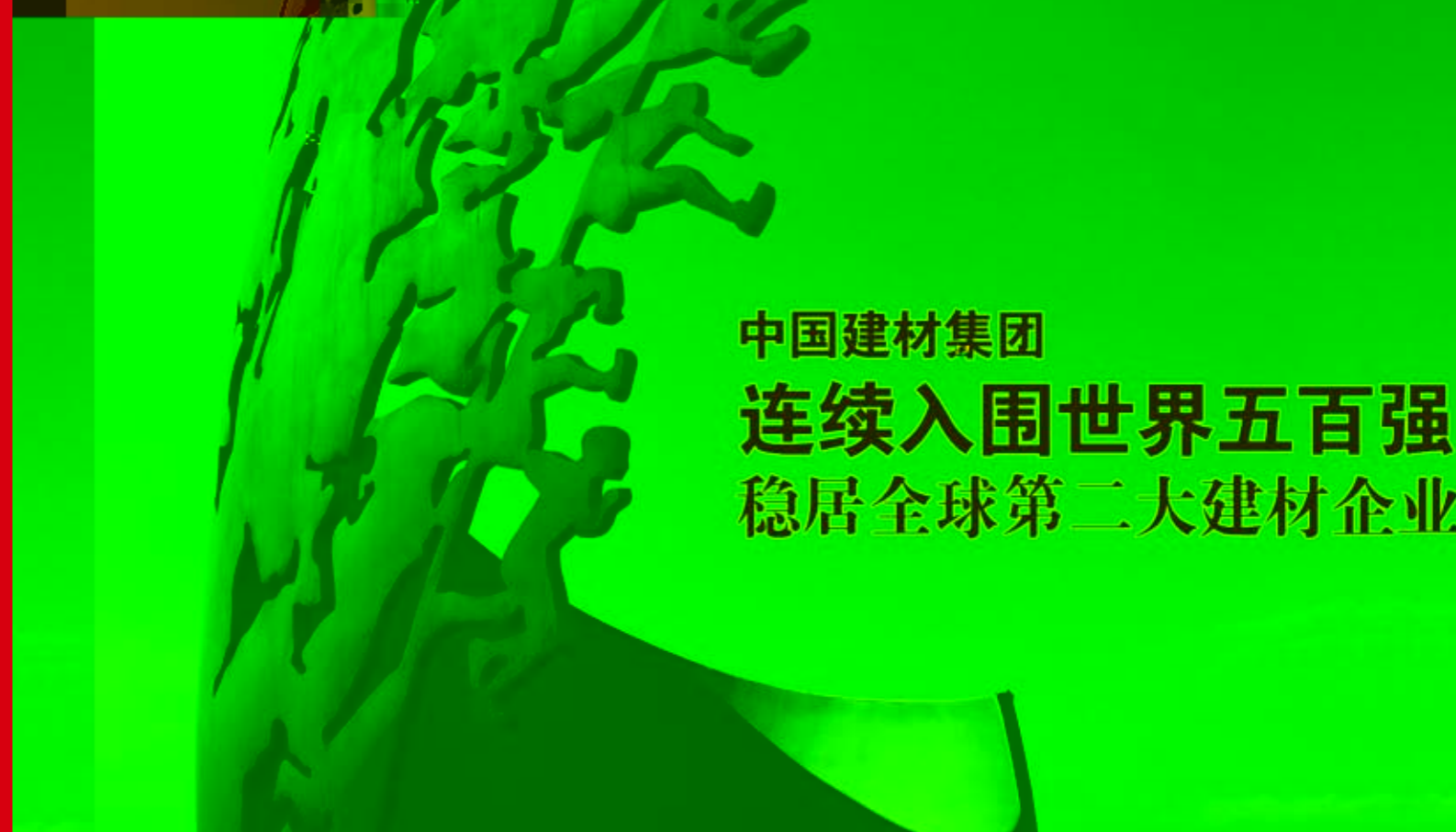




BUILDING MATERIALS MAGAZINE

china **中国建材通讯**

CNBM

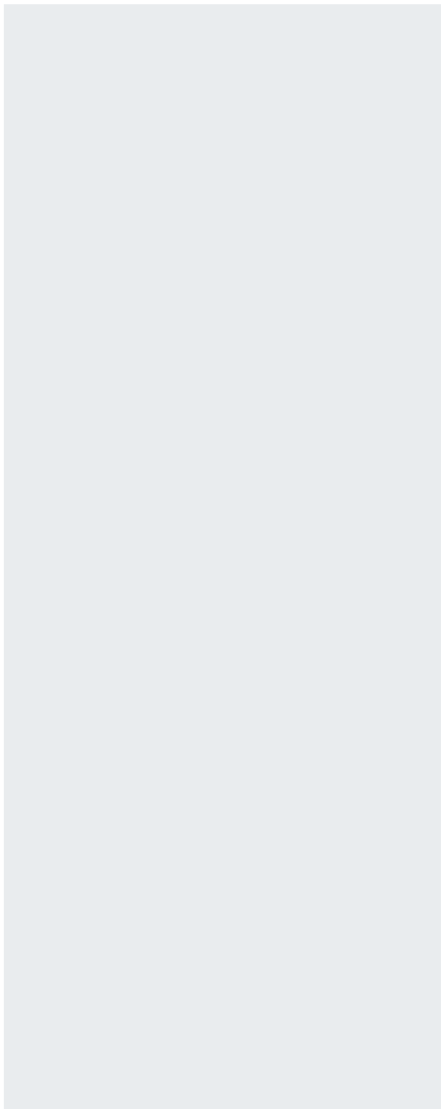


**中国建材集团
连续入围世界五百强
稳居全球第二大建材企业**



W
11
12
13
14
15
16
17
18
19
20
21
22
23
24
25
26
27
28
29
30
31
32
33
34
35
36
37
38
39
40
41
42
43
44
45
46
47
48
49
50
51
52
53
54
55
56
57
58
59
60
61
62
63
64
65
66
67
68
69
70
71
72
73
74
75
76
77
78
79
80
81
82
83
84
85
86
87
88
89
90
91
92
93
94
95
96
97
98
99
100





(1)

2012

(3)

(4)

" "

(6)

(8)

"

"

(9)

(10)

22

(11)

"

"

(21)

"

"

365 120

7 9 2012 1.5

500 T300

300.22 500 5000

365 120 “ ”

CRH HOLLCIM 30

“ ”

2011

“ ” “ ”

“ ”

2011

“ ”

2075 1941 “

43 158 109 ”

119 103% 2452 397

923 93

500 220

25 (



) 73

3 12 12 9 42

50% , 100 4

2012

2012



7 23
2012

2012

25

2012 120

“ ” “

39.7

2451.8

923.4

9.3

“ ”

50

TFT

”

“

”

“

“ ”

8

500

A

120

2012 “ ”

“

”

“

”

“

”

“

”

“

”

“

”




“

”

“

”



8 1~4

“ “ ” ”

8 8

“ ”

“ ”

“ ”

“ ”

20
1941

A

“

“

”

”

500
120 365

“ ”



“ ”

“ ”

“ ”

”

8 24

100

46

“

7 31

“ “ ”
” “
” “ ”

“ ”

2011

“ ” 1

8

1

“ ”

3-5

2

2

300

8 4

7 14 16



" "

07



7 7 8

20000 6 14 21

40.3 -1.5

75 -6 10

T700

T300

T700

T700

08

7 29

80

5

5

80



09

8 9

HIDEYUKI UDAGAWA

10

CTC

CTC
()
CTC



11

2011

12

7 20

46

65

13

7 10

"

"

19

12

1

2

4

19

14

55%

70%

CTC

28.125

9.793

18.332

6

4.375

5

10

40

55%

70%

24

20% 10%

9

15


2012

7 11

2012

CTC

40



120 500 " " 30

" 17 "

2

7 10

7 9~10

2012

2012

100

ISO9001

2008

宋志平的
经

央企之



“ ”

“ ”



7 10

“ ”

“ ”

“ ”

“ ”

2012 500
 365 120
 2009
 6 400
 2011 1200 2012 1600
 500

" "

" " "

" "

" "

"

"

" "

:

" "

22

2002 33

20 2011 2000

" "



" "

" "

“

”



" "

" "

480

218

13

6

2400

" "

20

1941

158

A

"

"

"

"

500

365

485

120

500

CRH

"

"

"

HOLCIM

"

"

"

"

"

"

"

"

"

"

"



H 35%

" "

70%

A

52%

48%

25%

50% 50%

" 36 " 14

2000

400

1600

500

" "



	9	6
11	6	
	6	3

“ ”

100

25

8

1000

"

"

1.

"

"

11

CEO



2

" "

+ =

3

500 GDP

52%

42%

1

100

7000

500

73

79

61

73

12

38

42

H

30 50



李德成

WTO

30

1992

1993

1993

1994

" "

" "

118 80%
4G

" "

2000 3600

" "

1993 2002

" " "
" "

20% 70%



MBA

2020

" "

500

2 郭小伟



2005

+

!



17%



3 苏桂锋



33

33

33

" "

" "

33

" "

500

15%

16%

200

20

20

"

"

"

"





3% 5% GDP



6 李锦

50

20

" "

" "

33

" "

" "

"

"

"

"

"

20


1993

2002

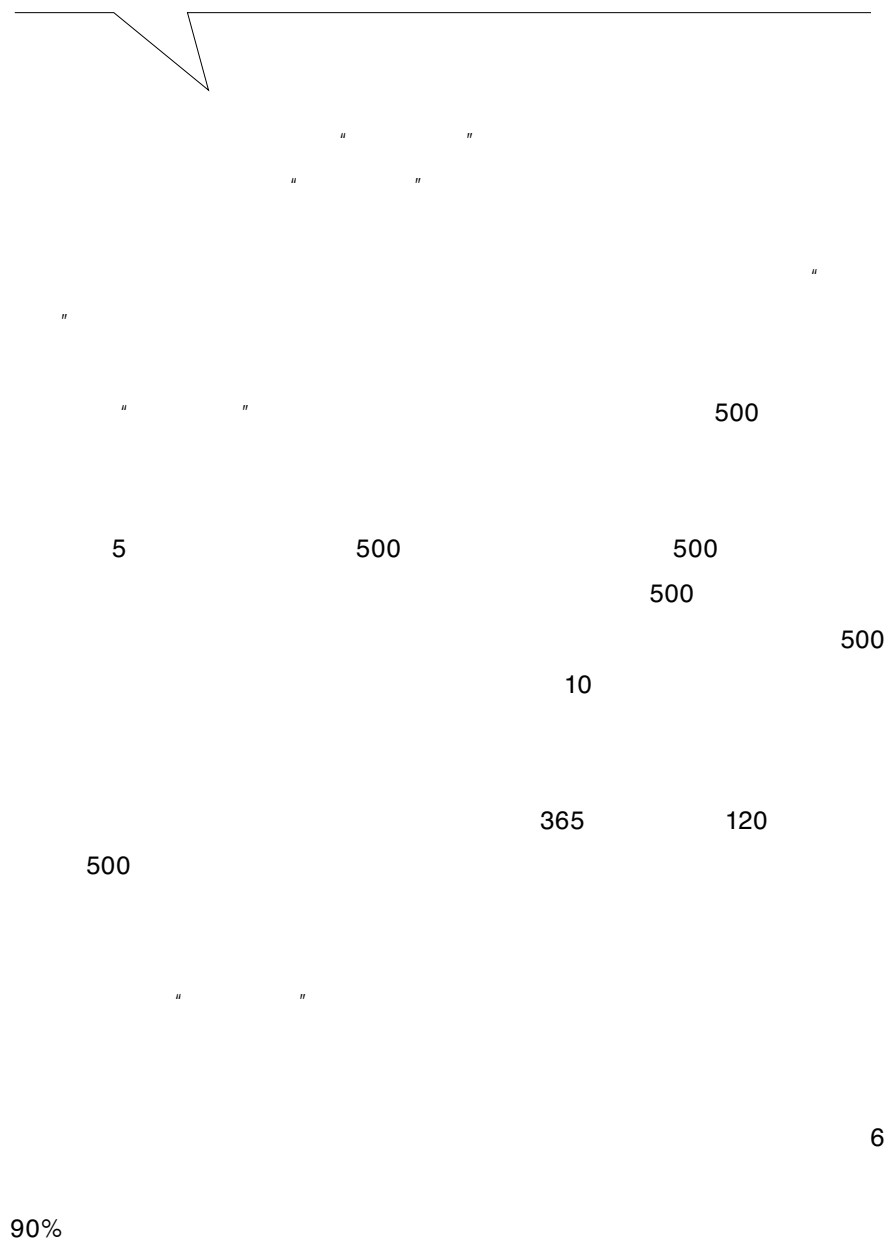
2002

1993

20



刘持金



0.001

" "

" "

20

2000

IT

500

" "



崔书文




500

485

365

" "

" "



01

“

_____”

“ ”

“ ”

480

218

6
365

2400

13

500

“ ”

3
1600

400

2011

1200

“ ”

02

“ “ ”
”

“ ”

“ ”

360

50% 50%

“ 36 ” 14

03

“
”

“ ”

“ ”



11 6 9 6

" "

25 8 1000 100

04

30

“

‘ ’

‘ ’ ”

“ ” ” ” — —

“ ”

11

CEO

10

1

100

7000

“ ” ” ”



做强做

——

2012
20
2012
10
500 42
2012 3
2012 7 6
"
"

"



" " " " " "

30 10 60
2012
2 27

— —

40
20 2000

" "

" " "

"

2005

Thomas Friedman
The World Is Flat

2011 10 15

30

" " "
" " "
"

" "
" "
" "

" "



2011 " 2011 56% 2011 2012 60%

" "

" "

" "

" "

" 10

5.53

26.5%

" "

2015 10 1

35%

A.D.

“ ”

“

”

“ ”

“ ”

2011

“

”

“

”

“

”

”

“

“

”

“

”

“

”

2011

67%

70%

“

”

“

”

“

”

“

”

相关链接：

何为转型升级？

API



“

”

— —

“

”

.....

.....


2011 10

2011 11 17
22

° 0

"

"





— —

2012

“

”

60

“ ”

4

“

”

8

“

”

“

”

30 " " 20%

4

" "

— — 2012

8

8

