

CHINA BUILDING MATERIAL MAGAZINE

中国建材通讯

• 2019 3 138 •

中国建材： 为


盼

中国建材集团与法孚集团签署合作协议
坚定信心再出发 做好供给侧结构性改革这场硬仗

中国建材集团年产2.4亿平方米锂电池隔膜生产线



中国建材集团有限公司
China National Building Material Group Co.,Ltd.





S" #+

&* " "


S" #*

S" #*

S&S

Contents

2019 3 138



1

4

5

6

7

8

9

10


11

2019

2018

4800

12



20

40 1958 2018

23

46

9

30

48

2.4

34

38



55

Romain Soubeyran

“ ”

EPC





” EPC 70% 400 “
“ ”



38

72

10

“ ”



“

”

“

”

CO₂

”

IFC

MGA

“

”

“

”

VCA

38

72

10

“

”

2018

IFC

IFC

VCA

VCA

2018


41

“

”

CO₂25

CO₂



2018





“ ” “ ”

“ ”

2019

“ 335 ”

3 Ê



2018

2018

“ ” 2018

807	2190	18.9%	2036	44.9%
	63.3%			

HK3323	2018	184	68.8%	38
				2018

485	92.1%	2018
-----	-------	------

2036	44.9%
------	-------

2018

807

63.3%

“ ” 2018

2019

“ ”

GDP6% 6.5%

2018

“ ” 2018

2190	18.9%	2036
------	-------	------

44.9%	807
-------	-----

63.3%	37	9599
-------	----	------

3528	187
------	-----

8040MW	218	341
--------	-----	-----

2018

2018

2019

“

”

“

”

“

”

“ + ”

“ ”

2018

100

2018

130.6%


4800

“

”

“

”



4800

AGM

AGM

4800

“

”

13

“

”

“

”

“

”





— —

2018

3 5

6.5%

6% -

16%

13%

8000

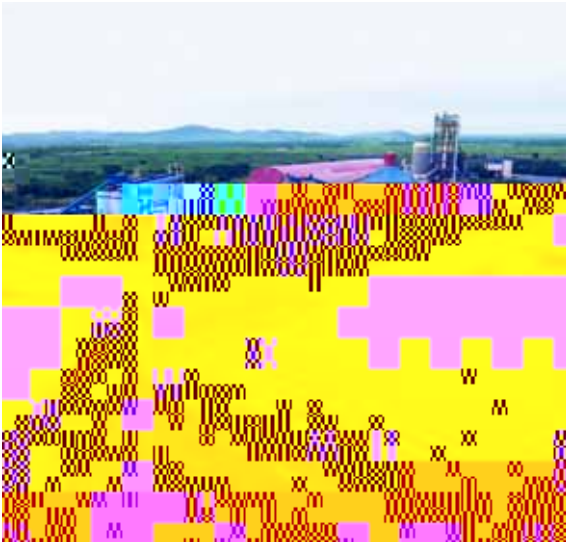
1.8

5776

400

...

3



2018
5.3%

22.1

70

2018

GDP

6.6%

GDP

1

90

S" #+

2019

40

14

2018

2019

21



2





4.0

115
30

64

“ +”

3

2009

10

2015



+ +

32.5

+ +

50

90

45

0.5

20

10

312

30

20

65%

2018

" " " +"

+

66%

26

3.8

10

1

7.7kg/t 8.27kWh/t 4.54kWh/t

2018

2660

884

" "

" "

EPC+ + +



"

"



21

"

"

90%

21

50

60

2007

T300

2017

9

SYT55 T800

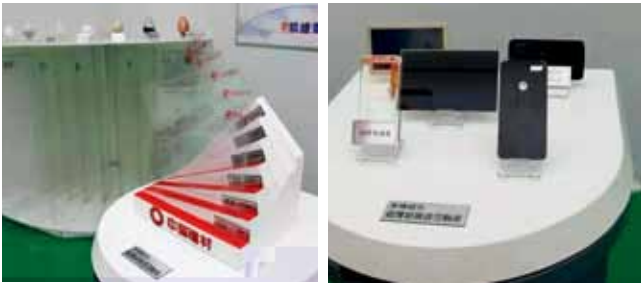


2018 2

T1000

.....





		2015	3	28	0.2
			2016	4	0.15
2018	4	0.12			0.1

0.5



Avancis Avancis

100

4.0



2015 10

Avancis

30%

100


3 5

20GW

15GW

5GW










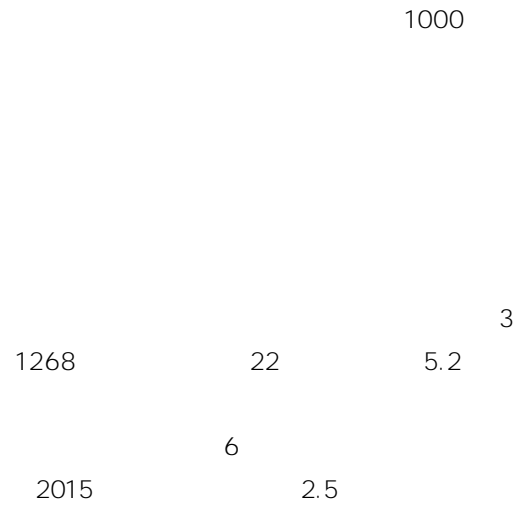
2007 10 30%
2013
5000t/d
9MW
2007
2012
180



2004 5000t/d
6
2010 9
70%

PDCA

KPI



GB4915- 2013



ISO 9001



2012
13




2016

2014



60

2007



— —



BAYAH 10000

LEBAK BAYAH GAMA
PT. Cemindo Gemilang

4.268

32

EPC

BAYAH 10000

E P

BAYAH 10000

10 9 20



BAYAH 10000

58

100%

100%

95%

2


2017 6

2018 10

11000

95%







20% 9% 15%

GAMA

60 Gresik 100

Ciwandan 100

BAYAH

“

”



2014 2016

2016
7

15
50

2018
2017
2015

2015-



2012


1.

2.

3.



4.





4

863

973

10

535

180

50

22

30

2018

2

© 3

3 G 3/4

D



a

S %

3



2

+ + +N


1

" "

;



1958 — 2018



&"



%\$ S" "


#! * \$" # ("

“


1958

.....

”



%





#+&) #*

4260

2.75

#+))

" " S2%

#+)*

#+*#

S&

&Sž D
#L*#
#+* \$
#++# (" " " "
#++'



+

1992

.....

1998 24

15.98% 20.9%

" 500 "

1993-1995 #

%

1998

#' ' *


2000

%

\$' " "

#' " "





\$''
\$''



60
"
"
"
"
"
"

48

04

06

2019

07

5.0

5.0

08

2019 " "

2019

2018

2019

09

05

L Amali

5800

EPC

