






**中国建材集团有限公司**  
China National Building Material Group Co.,Ltd.





# Contents

2018 8 9 131-132



1

4

5

6

7

500 CEO

8

9

10

" " " CEO"



11

2018

12



20



50

68

2018

18

54

" "

71

---

---

58

" "

" "

61

---

"

"

66

---



“

”



GOE

GOE

“

”

“

”

“

”

GOE





12  
10000

9





# 500 CEO

500

500



500 CEO

500

“ ”

“ ”

500

”

500

500

“ 500 ”

“ 2018 CEO ”

CEO FORTUNE CEO LIFETIME  
ACHIEVEMENT AWARD

500 CEO

40

“ CEO ”

“ ”

500

CEO

“ CEO ”

40

40

33

16

500

5

500

2007

9

2013

2016

500



“

”



Mbande

“

”

2000

2015 10 10

33

“

”

“

”

“

”

300





“ ”

# “ CEO ”

“ ”

CEO”

“ CEO”



(Institutional

Invest or)

“ ”

2367

102 “

5

” Honored Companies

H

3323.HK

“ CEO’ Best CEOs

“ CEO’

” Best

IR Professionals

“ ”

2017

1163

3536

18

2174

107

H

982

18

1385

“ ”



159.8%                      952.28                      22%                      38.12  
 1.61                      4200                      1400                      8.66  
 115                      2025                      154.09

HK3323                      2018

22%                      38.12                      952.28                      159.8%  
 1.61                      4200                      1400  
 8.66                      115  
 2025                      154.09

/                      28.5%                      311  
 "                      "                      "  
 "                      "                      "                      +  
 "                      "                      "                      8.66  
 1.5%

20





2020 " 1"  
 10 10  
 10 100  
 100 EPC

6

GOE CIGS

T1000


0.12

34

14.8

GOE

"  
 "  
 "  
 "  
 "  
 "  
 "  
 "



65%  
 60

10

14

30

GOE 6000



8

“ ”

“ ”

02

“

”

“

”

“

”

“

”

“

”

“

”

“

” ”

“

”

” ”

”

3

2300

“

”

“

”



A

1  
0.85  
H 2017  
7  
2017 12

99%  
A  
" "  
5  
H

" "  
" "

H

" "



70%

"

E14

" "

3

1345

35

"

03

"

"



" "

2017 7

" "

" "

" " " " "

" "

" "

" "

" "

" "

"

" "

"

"

“ ” “ ”

“ ”

“

6

“ ” “ ” “ ”

“ ” “ ”

“

“

KPI

“ ”



"

500

"

"

"

126

120

52

40

500

" "

20%  
20%

" " " " "

" " " "

40

40



# 我的改革



3

3

1

24

"

"

"

"

"

"

"

"

"

"

2000

65%

2009 7

"

"

"

"

"

"

"

"

"

"

"

"

"

"

60



2011 100 " "

1000 " "



" "

" "

" "

2011



2012

2011

1992



" "

1.2

90

4000

23

5

3

23

3

3





1

3

"

"

20

100

"

"

1.2

7500

100

35

24

30%

2015 5

CRH

CEO

"

"



50

25

200

"

"

30%

70%



60%

" "

2015 3



C12+3



" 12+3"

" " " "

" "

1

10

80% 60% 34  
 " 2016 2017 "  
 518 877 "  
 " 3  
 32.5



2000

" "

" "

2014 5

" "

" "

" "

"

10

269

150

27

12

32


12

30 40

" "

2016 8 " "

" " " 1+1>2"



" "

" "

2018

" "

" "

" "

6000

25

3000

6



" "

10

" "

2006

---

"

"

2015

12

2014

¢

4.0





2017

“ ”  
“ ”  
3

“ ”




“ ”  
2017 70 2018  
100 + EPC  
“ ” “ ”

10

10

“ ” “ ”





26      3.8      18      NOI      2000

NOI      3

6.5      NOI      SINOI

2006      100      500

3000      NOI      500

NOI      2014      Avancis

20



SINOI

---

Avancis Avancis

Avancis  
Avancis  
50  
100  
4.0  
2  
20



0.12

2018 4

0.12

" "

TFT

98%

T800

" " " "

0.85

H

1

10%

40%

99.9%

2017

2018 5 3

" "

H

6 13



" "

" "

H

" "

" "

62

" "



" "

" "

2004

13

" "

11

10

" "

" "

" "

" "

A

1

2016 8 26

2017 7

1

2017 7

2018

5

1

" "

A

3

" "

" " H

15%



70%

80%

13.8

"

"

"

"

2008

"

"

4.0

---

2017

"

"

"

"

2016

23.4

23.4

"

"





2016

10

" "

" "

" "

" "

" "

" "

"

"

" "

"

"

" "

" "

" "

" "





”

”

2017

”

”

”

”

”

”

”

”

”

”

”

”

KPI

”

”

”

”

”

”

”

”

”

”

”

”



70 80

2018

10

" "



2018 3 25

"

"



15

" "

15

" " "

40

"

"

" "

2002 GDP 10 2017  
82.7



" " "

2015



2017

2013

"

"

70

1750


2100

2

1

4 5





20

3000

2008 5 12

300

5

2005

5.2

300

" "

" "

500

" "

2008

1

10

2017

“ ”

500

KPI

KPI







"

"

"

"

2006

"

"

"

"

"

"

"

"



39

16

--

5



A

" "

260

220

500

" "

" "

CRH

" Never,never,never,never give up"

27

27

10  
N

2018



2006

30

12

10

4

5

100

5

MBA



... 1

...



1.75 /  
1.01 /  
285

2016 6

	4.01 /				2016
	5.16				
1.16 /		6.99	2015	5.47 /	2017
/	65				2015
2.06 /			20.5 /		
"					2016
	"		2015	2.89 /	2017
					2015
1.			3.92 /		
2017	2015		2017		
5.34 /		5.44		2.96	0.51
/		8.24 /		2.84	
	20.5 /		2.07		
2.08 /			1.18		
2.5 /					"
2.					"
2017	2015				
4.82 /					
4.40 /		6.60			
/		3.92 /			



//

//

— —

4 30

2013

2014 12

"

BUA

"







2005

"

"

"

"



BUA "

"

BUA

"

BUA

2015

2000

10000

BUA

"

"

1500

400 20

"

70

8

BUA





“ ”  
“ ”

90%



Z



24




“

”

“

”



“ ”

“ ” + “ ”  
“ ” “ ” “ ” “ ”  
“ ” “ ” “ ” “ ”

“ ”

“ ” “ ”  
“ ” “ ” “ ” “ ”

“ ” “ ” “ ” “ ”  
“ ” “ ” “ ” “ ”

“ ” “ ” “ ” “ ”  
“ ” “ ” “ ” “ ” “ ” “ ”

1-2



“ ”

“

“ ”

“ ”

“ ”

“ ”

1.

“ ”

“ ”

“ ” “ ”

“

“

“ ”

“

“

“ ”

“

“

2.”

+ ”

“

“

2013

”

“ ”

“ ”

”

“ ”

”

“ ”


“

”

3.

" "	" "	E8	95G Pa	4.	" "	
		2.			100	14
						20
					8	
				2019		
				5.		
1.		3.	"			
			" "	"		
"	"				"	"
"						






01



50

1957



1956




60





02





1990

1991


45



1992

1999

700



03

2004



21

2004

“

”



“

”

“

”

“

”

“

” “

”

”

“

”

“

”

”

”

”

”



“

”

“

”

“

”

“

”

“


”

”

”



										17
				251						
					2018					20
						2018				
				"	"					
					2018	"	"			
									20	
									604	
			395		133			74		
				58						







# 不忘初心



# 牢记使命



由同建材料集团主办“同建杯”中国建材行业职业技能大赛

