

CHINA BUILDING MATERIAL MAGAZINE

# 中国建材通讯

• 2018 2-3 125-126 •



0815-L0074


## 中国建材

中国建材集团  
中国建材股份有限公司  
中国建材国际工程集团有限公司

## 月刊



**中国建材集团有限公司**  
China National Building Material Group Co.,Ltd.





“

”

GDP 6.5%

“

”

“

”

“

”

“

”

“

”

“

”

“

”

“

”

“


”

# Contents

2018

2- 3

125- 126



1

4

5

6

7

÷%v ÑdÀ FÉ -S0 [ ö' hÐS'h• B

8


2017

9

10

24

33



34

36

38

42

44

47

50

52

54

56

58

60

62

63

64

13



B 9











2017-2018 1345 91.2  
35

2006 9

26 3.8

14

“ ”



2017



2017

2017

7 23

23

“ — — ”

5

“ ”

6



3 12-16



AI

“ ”

“ ”

“

”

КП

“

”

“ ”

“ ”

“

” “

”



2 26

“

”



—

:

1



A

2000

20

15

10

2016 8 26

2002

2003

15

15

2002

65

36

3042

15

BPB

70

500

2016

259

500

230



---

2000


99.9%

2005

CNBM

CNBM







1972



=

+


v

2005

2016

25

T800 T1000













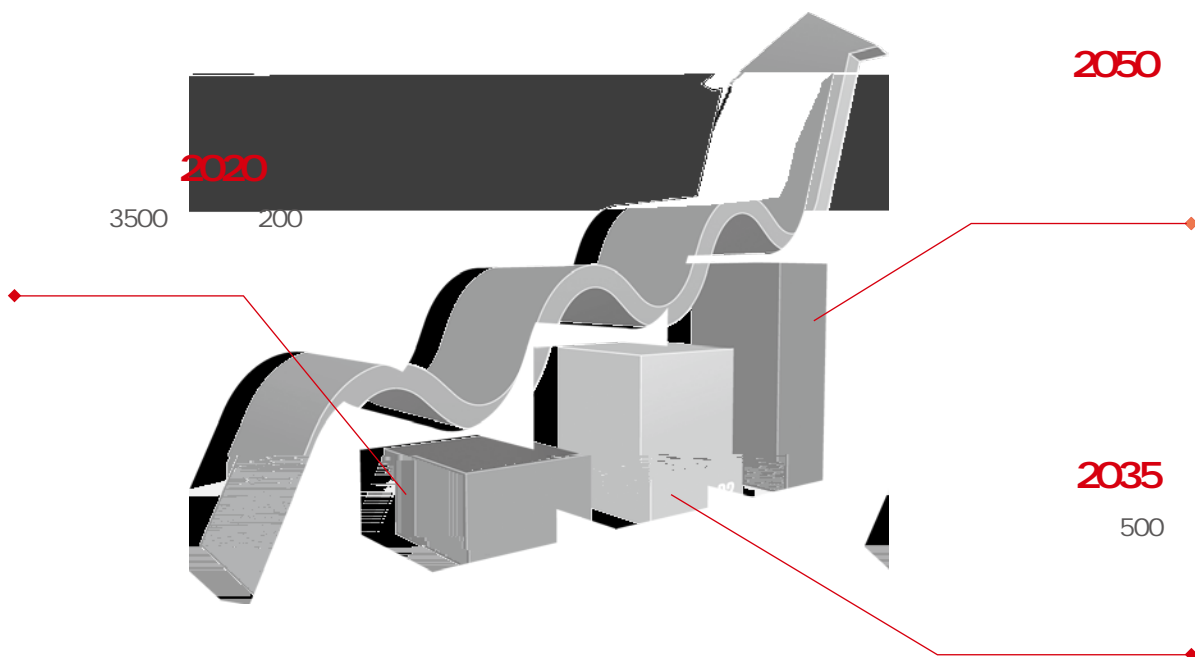
AI

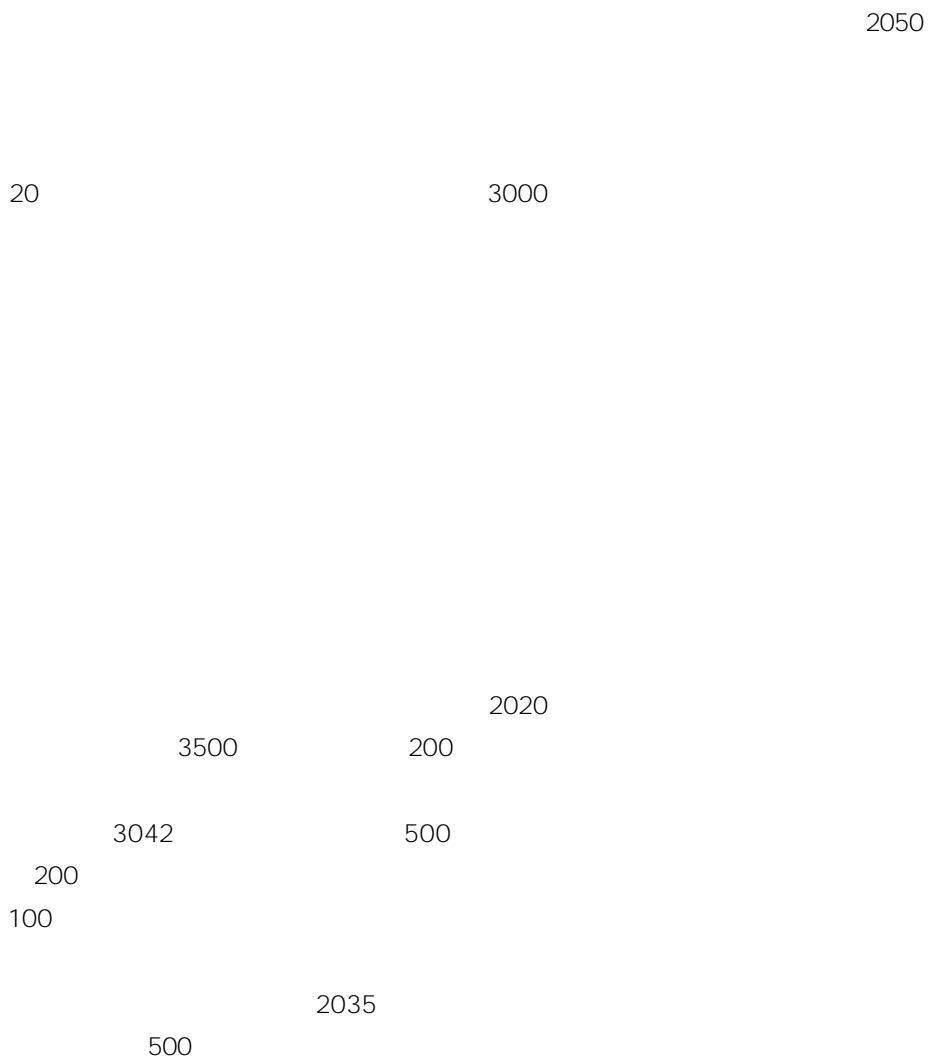
15

5+2 +

30

AI







1

20%

20%



— —

---

2017

8

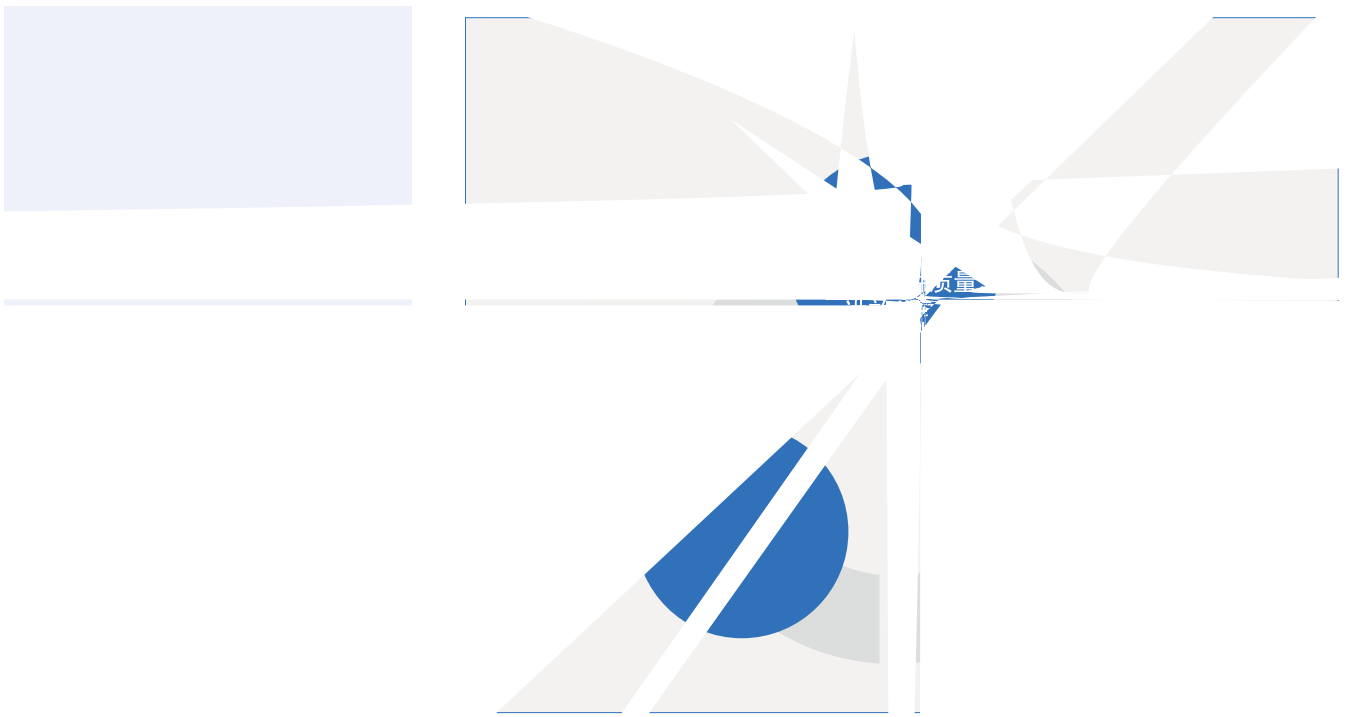
" " " "

" "

40

" "

" " " "



J00

	2002	2017	15 2002
1000 GDP	10	2017	
GDP	82.7		
	2002		
7.3	2017	23.4	



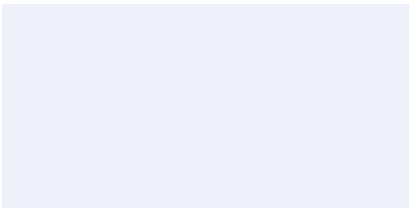
GDP

32.5

2500

40

500

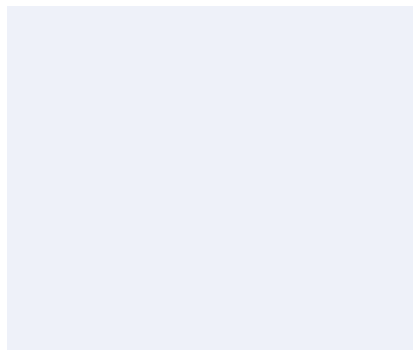
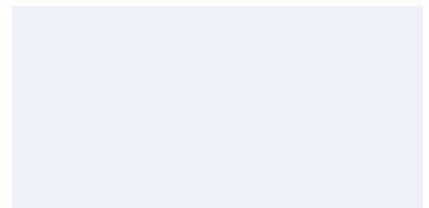


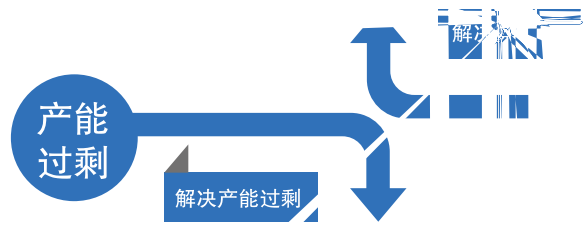

1912

32.5

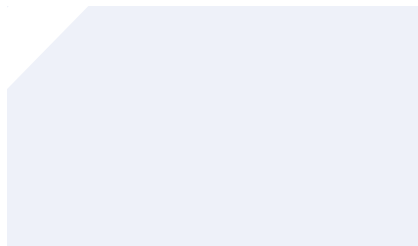
70%

300





23.4



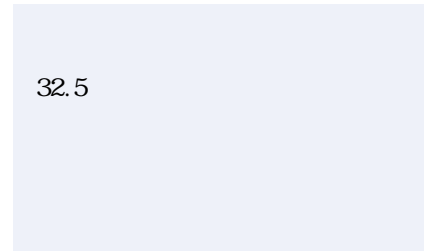





23.4  
8

2500

9150      18%      877  
94%  
2011



30

34

100

32.5

32.5

95%


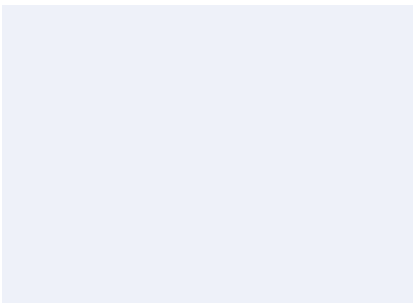
---

5000


4800

1.6

7







25

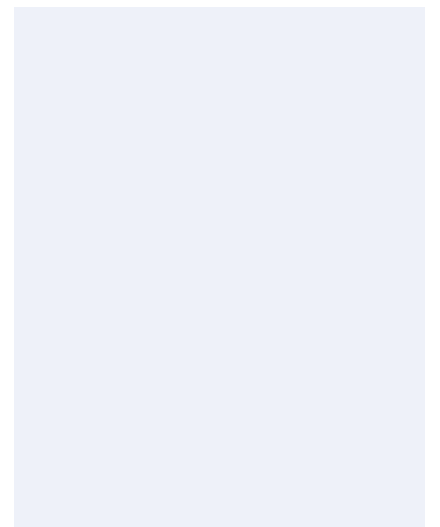
8 25

15 16

10

100


AI





-

...



500

48

500

115

18

500

2017  
8%      5173      75  
17%

2017

}

Ô

7

7

v



v







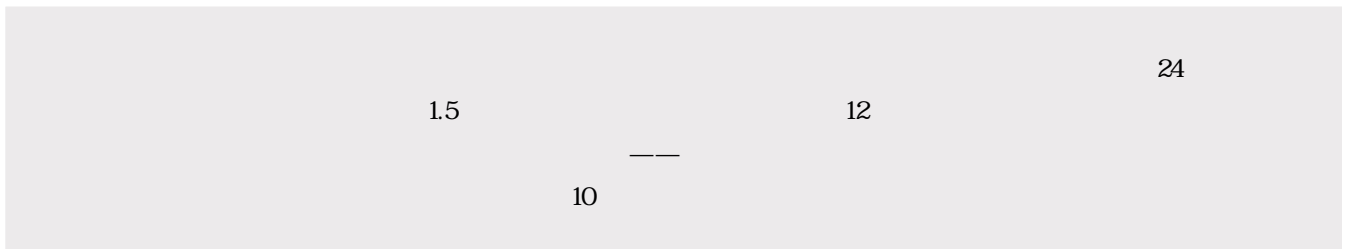
9/ 11

2008



call

“ ”



130

31 20

5.3  
65%  
2000 5000



65% - 70%



438 2

336

80

20  
70%

2017

30

1

30

— " "


30

2000

500

75

30



350f/h

.....

CALL

“

”

“

”

—




500f/d

2001



2016

2010  
2016 7  
500 18



1989

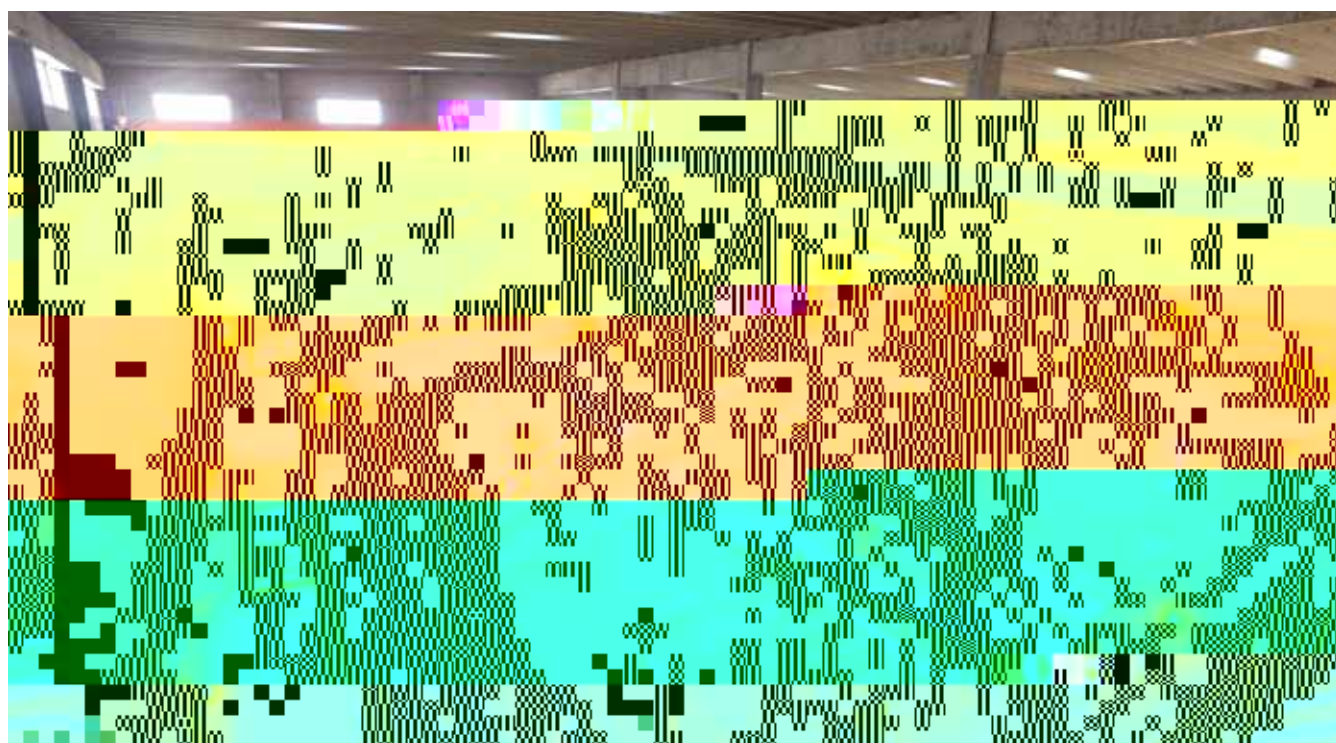
900 p1500

噫

19

+







“ ”

.....

“ ”

STG



.....

“ ”

“ ”

STG



4200



2016 2

2017 10

.....







2017 12 5

“ ”

STG4200tpd

2\*6000tpd

2018

2017



2018  
Langeon maeankinga

24

2017  
21



Kidll Shadpoh

2012

Ggenfogd fogl i

480



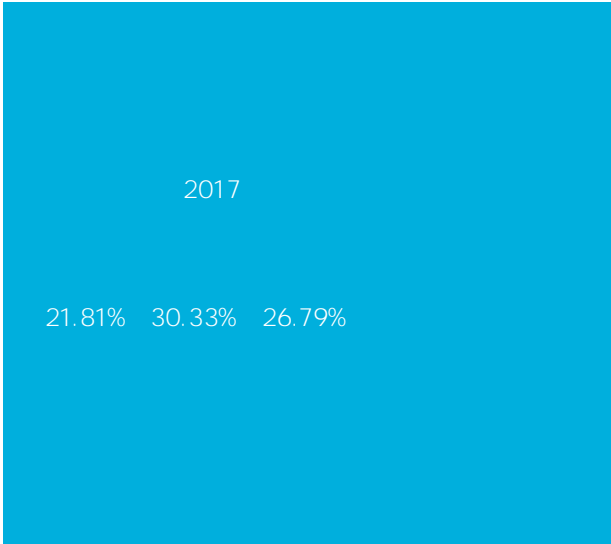
Ggenfogd fogl i

Langeon maeankinga

Langeon maeankinga



GU3	DEV3		FAC	UNICEM	1	MBE
BISKRA	34	PAC	UNICEM	DEVNYA	2016- 2017	PAC
	BISKRA					





14

2017

110

KPI

KPI



300




			199	1
			2	
	2017			
644	20142			
		2017		26

2018

	2017	31
3		

2017





---

30

- -

45%

- -

200

2014

2016

2016

" "

5000

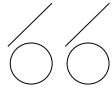
100%

40%

2014 1

- -





2015

5000f/d

2016

4200

4000

70%

C2+11

C2+11+5

15 /

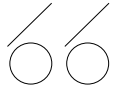
10%

2016

1992

131

20




---

	2013			30
	131		13	
			10	
			3	
TC		1		2
			20	2014
			2016	2017



“

”

— —

2009 12 - 2017 7

115

1 - 100

MWANZA ARUSHA

30%

2007 7

2017

2015

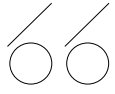
2016

90%

2017

300

10



2017

BNBM

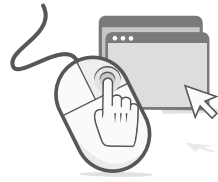
F fo

C









01

CNBM

45

48

40

02

2018 3

55

04

12

12


35

03

05

2018





3 2

3 2  
14410

3 2 3 4  
38558

/



Ahancie

300w 300

18.2%

17.9%



# 震撼 感动 压力

---

FAST  
20

80 90

30

# 我的国 我为你歌唱

## 七排律 大国重器

——

“ ” “ ” FAST

## 水调歌头

——

## 祖国 为你唱一首歌





国家行政学院  
CHINA NATIONAL SCHOOL OF ADMINISTRATION





