

中国建材

CHINA BUILDING MATERIALS

#" #Z#" \$
*# Z>")&



中國建材股份有限公司
China National Building Material Company Limited



中国建材：

/ * 4 É £ K N ž K Q

从资本市场走来的



News in pictures



Contents

2016 2- 3 101- 102



1

4

5

2016

6

2015

8



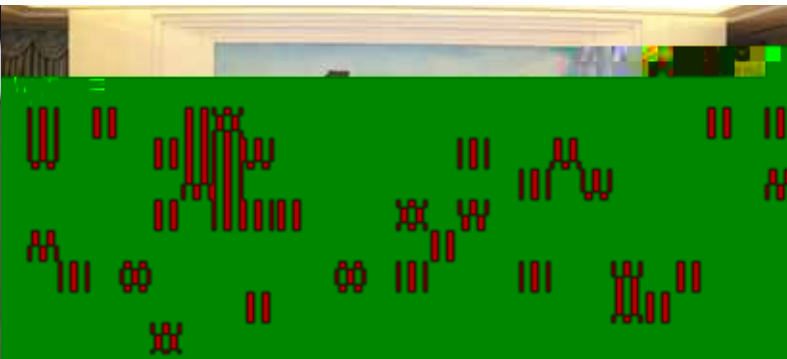
9

10

11

12

20



29

72

38

74

46

52

75

58

77

2016

8

64

79

66

80



3 23

0.2

ú

Ú

Ú

3 11

2016

2016

6

ú



3 3

2016

6

2015


2016

2015

1320

160





3 7




3 3

Poppinga

Peter Poppinga

Peter



Peter Poppinga


2015

Claudio Alves

Joao Mendes

Marcos Leite

Ferreira







20

6

80%

80%



1.3

13

4

20

120

1/3

2/3



23.5

1/2

TFT

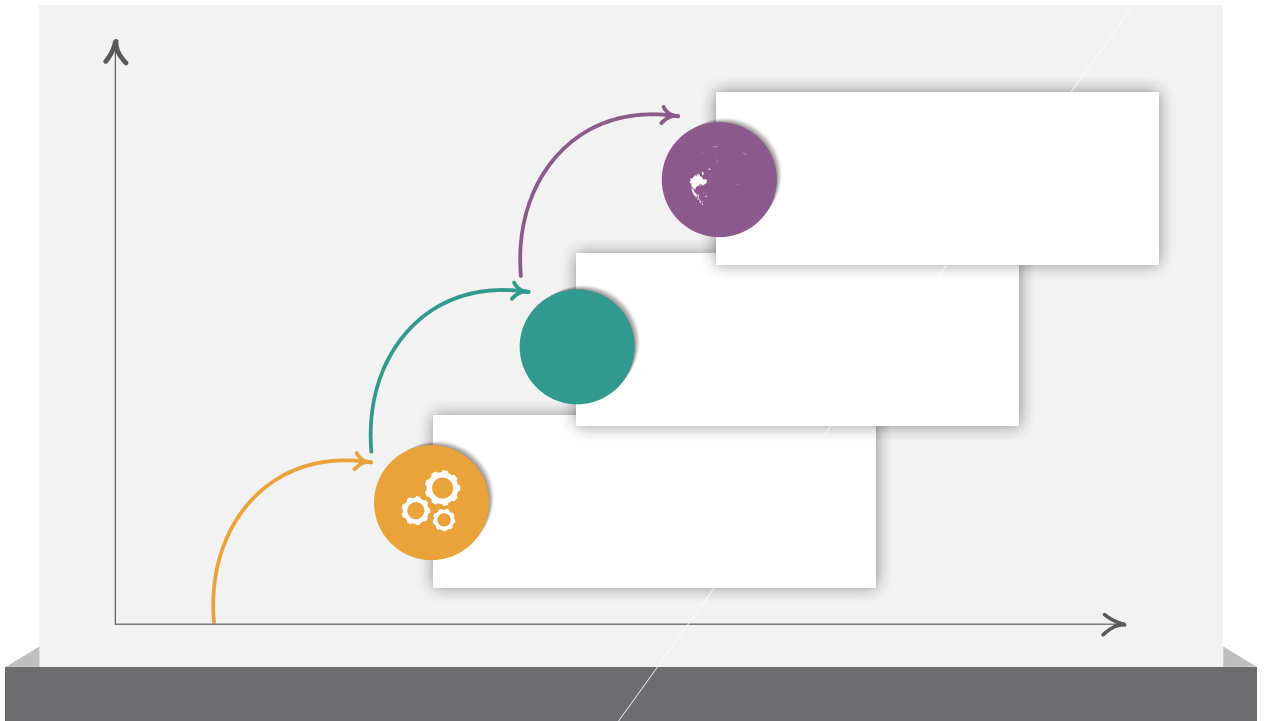
0.2

30

12

4.0

1.3



EPC


	2000	20	7
A		5	500
270			

24.8 40
35 2014 23.5
60% 40%
50%

2008 4

2009

2014 7 15



CIGS

Avancis

1+N

1
N

30

4 10

10






2014

2015

12+3





4.0

3

70%

2009

70%

10

70%



3.2
5000
2000

2500



70%

150



50%

3

GDP

67%

4 5



4000

100

1.2

70%



10


2006-2016

物到祝如

首創山門



2006 3 23



2006 3 6



2005

A

A

10

10

10

12

30

.....2006 3
21
50 537
IPO
3 23 10 00

10
3.5 IPO
6 4

2006 3
6 IPO

Mission Impossible



21

H



2007 9 26

70%

HOLCIM

900

2007 9

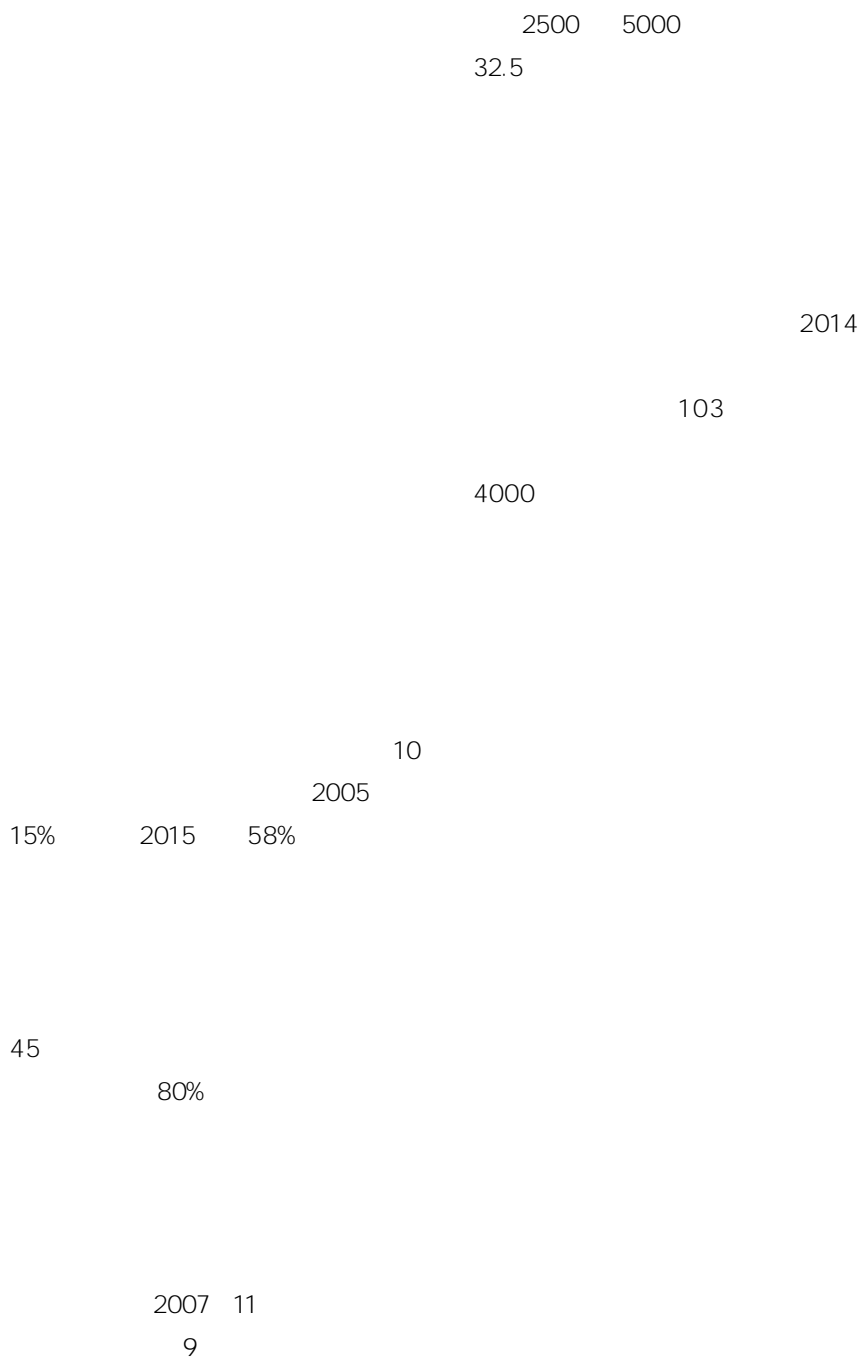
500


2011 9

5000

10

15%





1.5

150

T700 T800

Avancis

2000

3000

20

110
E6 E7

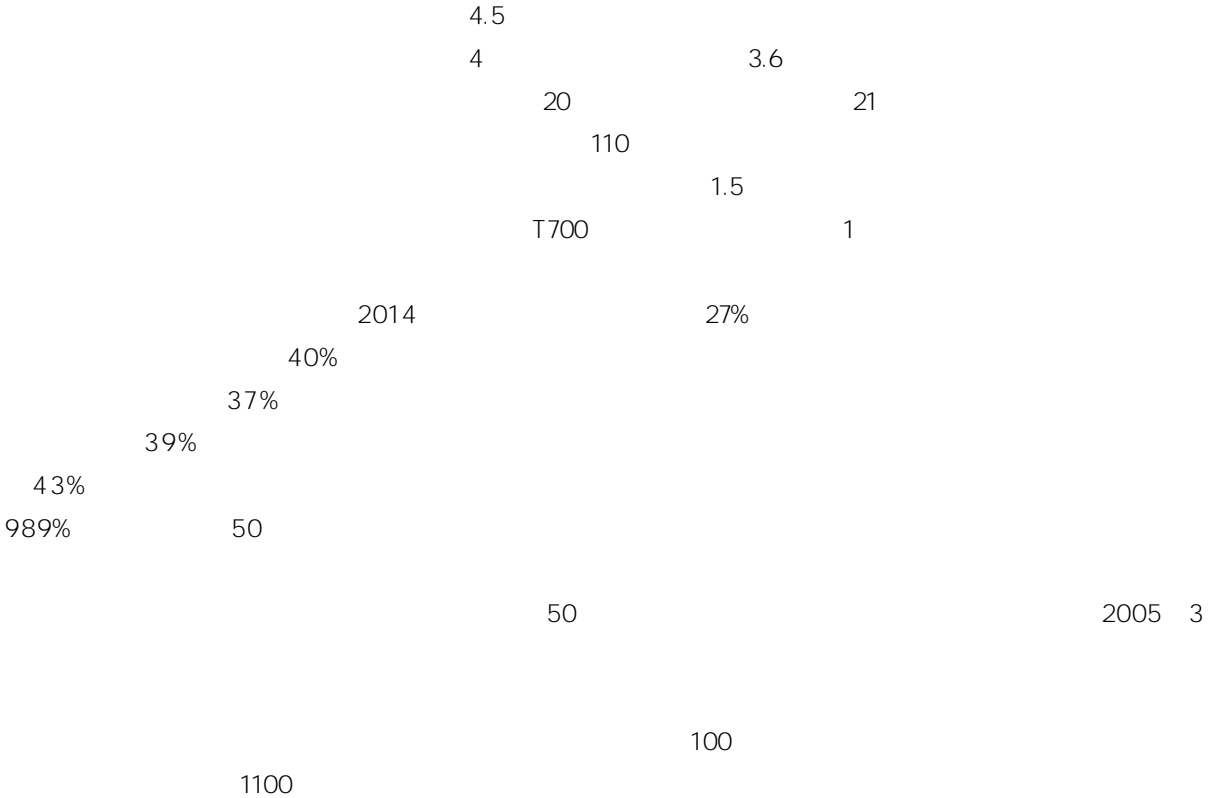
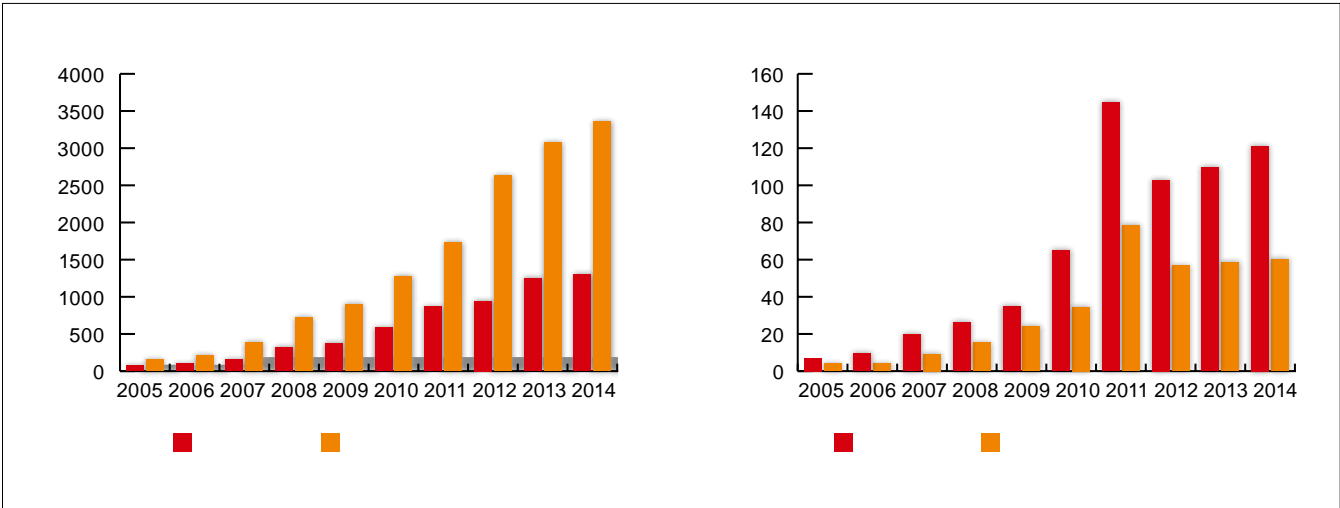




2011 10 25



2011 3 23



110

2009 2

75

H

100

2006 3

100



2007 4 9 " 07 "

2006



2011 12 15

+

4

1000

2011

46.67%

53.33%

10

900

10

2005

15%

2015

58%

366



2006 10

2007 5

2013



2009 2 25

80%

68 6

T700 T800

2000
3000

60%

+ + 4.0

BNBM HOME

13

103%

60%

E6 E7

56%

40%

20%

10

4.6

9

30

380

1060



2509

150

2015

3327

1607

4

4

4



38.05

1.46

2011

1100

2008

+

+







4.

2014 2015
APEC

204


//
{

20/5

20/4

/
//2

/5



2015

2014

64

1.

24
2.

80%

2014

2014

4.

2014

1100 /

40%

3.

160g/m² 180g/m²

20g/

2014

1913

2014

2.85

/

45.21%

5000

2009

3

12

7000

2015



2.

2014 8

104

4.

2014

50.2

1329.44

10

14

1.

47.78%

0.49%

3.01%

3.78%

3.

300

850

5.

2015

2014

2014

2014

2013



400

200-

100

2.


2014 2

2014 2

3.

10

2



2012 2013 329.7
58% 2014

90 2013

2000 2011 2013 24
12.17% 2014

2011 20.63 2013 24.8

2012 2015 23.48

4.9%

2015 33

2015
13.35
66.8%



1.

7%

1.9%

2015

1764

2014

500 700 /

2015

18.1

20

1.8 1.9

6

96%

32.5

180

50%

42.5

10%

6

2000

90%

2005

2.

30%

9

2015

3389

50

72%

10

52%

80%

3.

2014

42

58.6%



32.5
50%

32.5

10% ~20%

18% ~25%

2.

1.

2015

13.35

66.8%

ō d ōō X /...

3.

-

H

L

1.
1

2





ō B

B



2

QQ

1

QQ

2

1

3

3

3

2.

4

1.

p

3.

CEO



“ ”

8

2015

10

2015

9.22

1.5 1.8


12.58

4 2015

240.78

3#4#

2015 64.6
213.18





2015	118.61%
1113	55.65%
	150.02%

1989
1997

2003

2014	KPI	2015	3000
		33.91%	

2003

2005


1.5

2006

4 16


2008

6



TS16949

QC



1
1 3 6

10% 15%

80

30

2%

2003 2015
12

SAP

10

12
2003 0.58
25.53

2015
2003 1.15
2015 30.84


2015

3

88

74
28.34
12928

24
63
68
34
744
67%



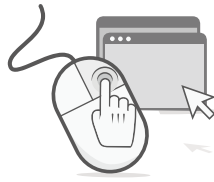
CTC
2014 5
CTC
CTC
2009
19 6



.....

.....

70
3
7
1
2000
31
52
81.5
126




01

3 1
2016

2015
2016

2015
2016




02

236 13

15

3 2 2016 46





寻梦南方

2014 7 1

2 11

“

”

“

”

2015 7

“

”

“

”

“

”

7 8

9

10

11

“

”

“

”

“

”

!

.....

水泥库安全



和合

諧新

乙未咏月張

志願

任效

印人書

